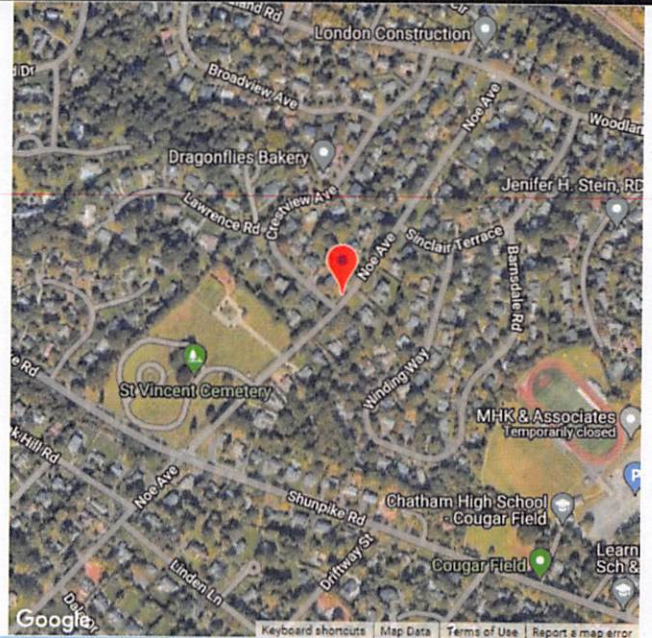


# SPEED DATA ANALYSIS

## Location



**NOE AVENUE  
CRESTVIEW AVENUE**  
Latitude: 40.742689  
Longitude: -74.407074



## Analysis Time Period



**Start**                      **End**  
7/1/2022                      7/14/2022  
9:11 AM                      2:38 AM

## Vehicles Analyzed



**2,544**

## Peak Time of Violations



**7/1/2022  
2:11 PM**

## Speed Limit




**25**

## Enforcement Tolerance



**10**

## Total Enforceable Violations



**303**

## % Enforceable Violations



**12%**

## Average Speed



**30**

## Fastest Speed



**62**

# SPEED DATA ANALYSIS

Slowest Speed

85th Percentile Speed



11



35

Enforcement Rating

# MEDIUM



## Speed Enforcement Evaluator

### Location

NOE AVENUE

### Total Percentage of Enforceable Violations


### Closest Cross Street

CRESTVIEW AVENUE

Posted Speed Limit 25 MPH  
 Enforcement Tolerance 10 MPH  
 Enforcement Limit Greater than 35 MPH

### GPS

Latitude: 40.742689  
 Longitude: -74.407074



Percent Speeding: 12%  
 Rating: Medium Low

### Analysis Dates

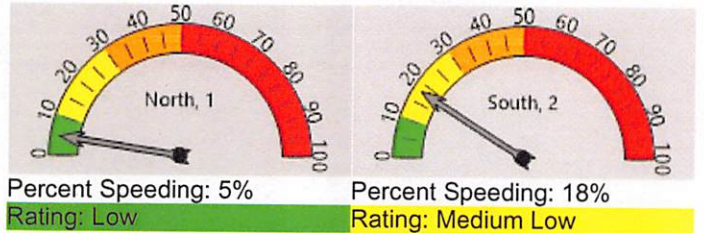
Start: 7/1/2022  
 End: 7/14/2022

### Equipment Used

JAMMAR RADAR RECORDER

### Installed By

CPL. DIROCCO #148



Percent Speeding: 5%  
 Rating: Low

Percent Speeding: 18%  
 Rating: Medium Low

#### Vehicle Totals - Combined

| <= 3                  | <= 6 | <= 9 | <= 12 | <= 15 | <= 18 | <= 21 | <= 24 | <= 27 | <= 30 | <= 33 | <= 36 | <= 39 | > 39 |
|-----------------------|------|------|-------|-------|-------|-------|-------|-------|-------|-------|-------|-------|------|
| 0                     | 0    | 0    | 9     | 23    | 32    | 51    | 144   | 411   | 672   | 656   | 324   | 140   | 82   |
| 85th Percentile: 34.9 |      |      |       |       |       |       |       |       |       |       |       |       |      |

#### Vehicle Totals - North, 1

| <= 3                  | <= 6 | <= 9 | <= 12 | <= 15 | <= 18 | <= 21 | <= 24 | <= 27 | <= 30 | <= 33 | <= 36 | <= 39 | > 39 |
|-----------------------|------|------|-------|-------|-------|-------|-------|-------|-------|-------|-------|-------|------|
| 0                     | 0    | 0    | 2     | 3     | 15    | 29    | 87    | 256   | 381   | 290   | 87    | 26    | 6    |
| 85th Percentile: 32.9 |      |      |       |       |       |       |       |       |       |       |       |       |      |

#### Vehicle Totals - South, 2

| <= 3                  | <= 6 | <= 9 | <= 12 | <= 15 | <= 18 | <= 21 | <= 24 | <= 27 | <= 30 | <= 33 | <= 36 | <= 39 | > 39 |
|-----------------------|------|------|-------|-------|-------|-------|-------|-------|-------|-------|-------|-------|------|
| 0                     | 0    | 0    | 7     | 20    | 17    | 22    | 57    | 155   | 291   | 366   | 237   | 114   | 76   |
| 85th Percentile: 35.9 |      |      |       |       |       |       |       |       |       |       |       |       |      |