

2021 MUNICIPAL DATA SHEET

(MUST ACCOMPANY 2021 BUDGET)

CAP

MUNICIPALITY: BOROUGH OF MADISON

COUNTY: MORRIS

<u>ROBERT H. CONLEY</u> Mayor's Name	<u>December 31, 2023</u> Term Expires
---	--

Municipal Officials	
<u>ELIZABETH OSBORNE</u> Municipal Clerk	6/8/2009 Date of Orig. Appt.
<u>CHRISTINE MAHLER</u> Tax Collector	C-1498 Cert. No.
<u>JAMES E. BURNET, IV</u> Chief Financial Officer	T-8423 Cert. No.
<u>VALERIE A. DOLAN</u> Registered Municipal Accountant	NO-1609 Cert. No.
<u>MATTHEW J. GIACOBBE, ESQ</u> Municipal Attorney	548 Lic. No.

Official Mailing Address of Municipality

BOROUGH OF MADISON
50 KINGS RD-HARTLEY DODGE BLDG
MADISON, NEW JERSEY 07940

Fax #: 973-593-0125

Governing Body Members	
Name	Term Expires
<u>MAUREEN BYRNE, COUNCIL PRESIDENT</u>	<u>12/31/2022</u>
<u>ASTRI BALLIE</u>	<u>12/31/2021</u>
<u>DEBRA COEN</u>	<u>12/31/2021</u>
<u>RACHEL EHRLICH</u>	<u>12/31/2022</u>
<u>JOHN HOOVER</u>	<u>12/31/2023</u>
<u>ROBERT E. LANDRIGAN</u>	<u>12/31/2023</u>

**2021
MUNICIPAL BUDGET**

Municipal Budget of the BOROUGH of MADISON , County of MORRIS for the Fiscal Year 2021.

It is hereby certified that the Budget and Capital Budget annexed hereto and hereby made a part hereof is a true copy of the Budget and Capital Budget approved by resolution of the Governing Body on the

 22nd day of MARCH , 2021
and that public advertisement will be made in accordance with the provisions of N.J.S.A. 40A:4-6 and N.J.A.C. 5:30-4.4(d).

Certified by me, this 22nd day of MARCH , 2021

 OsborneE@rosenet.org

Clerk

 50 KINGS RD-HARTLEY DODGE BLDG

Address

 MADISON, NEW JERSEY 07940

Address

 973-593-3043

Phone Number

It is hereby certified that the approved Budget annexed hereto and hereby made a part is an exact copy of the original on file with the Clerk of the Governing Body, that all additions are correct, all statements contained herein are in proof, and the total of anticipated revenues equals the total of appropriations.

Certified by me, this 22nd day of MARCH , 2021

 vdolan@nisivoccia.com

Registered Municipal Accountant

 MT. ARLINGTON, NJ 07856

Address

 200 VALLEY ROAD, SUITE 300

Address

 (973) 298-8500

Phone Number

It is hereby certified that the approved Budget annexed hereto and hereby made a part is an exact copy of the original on file with the Clerk of the Governing Body, that all additions are correct, all statements contained herein are in proof, the total of anticipated revenues equals the total of appropriations and the budget is in full compliance with the Local Budget Law, N.J.S.A. 40A:4-1 et seq.

Certified by me, this 22nd day of MARCH , 2021

 BurnetJ@rosenet.org

Chief Financial Officer

DO NOT USE THESE SPACES

CERTIFICATION OF ADOPTED BUDGET

(Do not advertise this Certification form)

It is hereby certified that the amounts to be raised by taxation for local purposes has been compared with the approved Budget previously certified by me and any changes required as a condition to such approval have been made. The adopted budget is certified with respect to the foregoing only.

STATE OF NEW JERSEY
Department of Community Affairs
Director of the Division of Local Government Services

Dated: , 2021

By:

MUNICIPAL BUDGET NOTICE

Section 1.

Municipal Budget of the BOROUGH of MADISON, County of MORRIS for the Fiscal Year 2021

Be it Resolved, that the following statements of revenues and appropriations shall constitute the Municipal Budget for the year 2021;

Be it Further Resolved, that said Budget be published in the MADISON EAGLE AND THE DAILY RECORD

in the issue of MARCH 25th, 2021

The Governing Body of the BOROUGH of MADISON does hereby approve the following as the Budget for the year 2021:

RECORDED VOTE

(Insert last name)

Ayes

Council President Maureen Byrne
Councilwoman Astri Baillie
Councilman John Hoover
Councilwoman Debra Coen
Councilwoman Rachel Ehrlich
Councilman Robert Landrigan

Nays

none

Abstained

Absent

Notice is hereby given that the Budget and Tax Resolution was approved by the COUNCIL MEMBERS of the BOROUGH of MADISON, County of MORRIS, on MARCH 22nd, 2021.

A Hearing on the Budget and Tax Resolution will be held at BOROUGH OF MADISON, on APRIL 26th, 2021 at 8:00 o'clock PM at which time and place objections to said Budget and Tax Resolution for the year 2021 may be presented by taxpayers or other interested persons.

EXPLANATORY STATEMENT

SUMMARY OF CURRENT FUND SECTION OF APPROVED BUDGET

	YEAR 2021
General Appropriations For: (Reference to item and sheet number should be omitted in advertised budget)	XXXXXXXXXXXX
1. Appropriations within "CAPS" -	XXXXXXXXXXXX
(a) Municipal Purposes {(Item H-1, Sheet 19)(N.J.S.A. 40A:4-45.2)}	21,554,762.00
2. Appropriations excluded from "CAPS" -	XXXXXXXXXXXX
(a) Municipal Purposes {(Item H-2, Sheet 28)(N.J.S.A. 40A:4-53.3 as amended)}	8,788,167.21
(b) Local District School Purposes in Municipal Budget (Item K, Sheet 29)	-
Total General Appropriations excluded from "CAPS" (Item O, Sheet 29)	8,788,167.21
3. Reserve for Uncollected Taxes (Item M, Sheet 29) Based on Estimated 97.49% Percent of Tax Collections	1,840,000.00
4. Total General Appropriations (Item 9, Sheet 29)	32,182,929.21
5. Less: Anticipated Revenues Other Than Current Property Tax (Item 5, Sheet 11) (i.e. Surplus, Miscellaneous Revenues and Receipts from Delinquent Taxes)	16,790,193.21
6. Difference: Amount to be Raised by Taxes for Support of Municipal Budget (as follows)	XXXXXXXXXXXX
(a) Local Tax for Municipal Purposes Including Reserve for Uncollected Taxes (Item 6(a), Sheet 11)	13,953,988.00
(b) Addition to Local District School Tax (Item 6(b), Sheet 11)	-
(c) Minimum Library Tax	1,438,748.00

EXPLANATORY STATEMENT - (Continued)

SUMMARY OF 2020 APPROPRIATIONS EXPENDED AND CANCELED

	General Budget	WATER Utility	ELECTRIC Utility	Utility	Utility	Utility	Utility
Budget Appropriations - Adopted Budget	32,816,965.23	3,849,772.00	15,674,772.00	-	-	-	-
Budget Appropriations Added by N.J.S.A. 40A:4-87	57,595.67						
Emergency Appropriations	-	-	-	-	-	-	-
Total Appropriations	32,874,560.90	3,849,772.00	15,674,772.00	-	-	-	-
<u>Expenditures:</u>							
Paid or Charged (Including Reserve for Uncollected Taxes)	30,193,235.31	3,399,164.23	14,093,359.98	-	-	-	-
Reserved	2,680,718.42	450,607.77	1,581,412.02	-	-	-	-
Unexpended Balances Canceled	607.17	-	-	-	-	-	-
Total Expenditures and Unexpended Balances Canceled	32,874,560.90	3,849,772.00	15,674,772.00	-	-	-	-
Overexpenditures *	-	-	-	-	-	-	-

EXPLANATORY STATEMENT - (Continued)

BUDGET MESSAGE

CAP CALCULATION

Total General Appropriations for 2020	32,816,965.23
Cap Base Adjustment:	
Subtotal	32,816,965.23
Exceptions Less:	
Total Other Operations	2,890,231.00
Total Uniform Construction Code	
Total Interlocal Service Agreement	738,276.00
Total Additional Appropriations	
Total Capital Improvements	3,500,000.00
Total Debt Service	2,253,400.00
Transferred to Board of Education	
Type I School Debt	
Total Public & Private Programs	210,026.23
Judgements	-
Total Deferred Charges	-
Cash Deficit	
Reserve for Uncollected Taxes	1,803,400.00
Total Exceptions	11,395,333.23
Amount on Which CAP is Applied	21,421,632.00
<u>1.0%</u> CAP	214,216.32
Allowable Operating Appropriations before	
Additional Exceptions per (N.J.S.A. 40A:4-45.3)	21,635,848.32

CAP CALCULATION

Allowable Operating Appropriations before		
Additional Exceptions per (N.J.S.A. 40A:4-45.3)		21,635,848.32
Additions:		
New Construction (Assessor Certification)		39,876.35
2019 Cap Bank		196,141.91
2020 Cap Bank		203,461.77
Total Additions		439,480.03
Maximum Appropriations within "CAPS" Sheet 19 @	1.0%	22,075,328.35
Additional Increase to COLA rate.	3.5%	
Amount of Increase allowable.	2.5%	535,540.80
Maximum Appropriations within "CAPS" Sheet 19 @	3.5%	22,610,869.15

NOTE:

Sheet 3b

MANDATORY MINIMUM BUDGET MESSAGE MUST INCLUDE A SUMMARY OF:

1. HOW THE "CAP" WAS CALCULATED. (Explain in words what the "CAPS" mean and show the figures.)
2. A SUMMARY BY FUNCTION OF THE APPROPRIATIONS THAT ARE SPREAD AMONG MORE THAN ONE OFFICIAL LINE ITEM (e.g. if Police S & W appears in the regular section and also under "Operation Excluded from "CAPS" section, combine the figures for purposes of citizen understanding.)

BUDGET MESSAGE

RECAP OF GROUP INSURANCE APPROPRIATION

Following is a recap of the Municipality's Employee Group Insurance

Estimated Group Insurance Costs - 2021 \$ 3,223,533.00

Estimated Amounts to be Contributed by Employees:

 Contribution from all eligible emp. 611,533.00

2,612,000.00

Budgeted Group Insurance - Inside CAP 1,790,000.00

Budgeted Group Insurance - Utilities 655,000.00

Budgeted Group Insurance - Outside CAP 167,000.00

TOTAL 2,612,000.00

Instead of receiving Health Benefits, 17 employees
have elected an opt-out for 2021. This opt-out amount'
is budgeted separately.

 Health Benefits Waiver
 Salaries and Wages \$ 80,000.00

BUDGET MESSAGE

NEW JERSEY 2010 LOCAL UNIT LEVY CAP LAW

P.L. 2007, c. 62, was amended by P.L. 2008 c. 6 and P.L. 2010 c. 44 (S-29 R1). The last amendment reduces the 4% to 2% and modifies some of the exceptions and exclusions. It also removes the LFB waiver. The voter referendum now requires a vote in excess of only 50% which is reduced from the original 60% in P.L. 2007, c. 62.

SUMMARY LEVY CAP CALCULATION

LEVY CAP CALCULATION

Prior Year Amount to be Raised by Taxation	13,590,735.67
Less:	
Less: Prior Year Deferred Charges to Future Taxation Unfunded	
Less: Prior Year Deferred Charges: Emergencies	
Less: Prior Year Recycling Tax	
Less:	
Less:	
Net Prior Year Tax Levy for Municipal Purpose Tax for CAP Calculation	<u>13,590,735.67</u>
Plus 2% CAP Increase	<u>271,814.71</u>
ADJUSTED TAX LEVY	<u>13,862,550.38</u>
Plus: Assumption of Service/Function	
ADJUSTED TAX LEVY PRIOR TO EXCLUSIONS	<u>13,862,550.38</u>

ADJUSTED TAX LEVY PRIOR TO EXCLUSIONS

13,862,550.38

Exclusions:

Allowable Shared Service Agreements Increase	
Allowable Health Insurance Costs Increase	920.00
Allowable Pension Obligations Increases	103,897.00
Allowable LOSAP Increase	
Allowable Capital Improvements Increase	
Allowable Debt Service and Capital Leases Inc.	
Recycling Tax appropriation	
Deferred Charge to Future Taxation Unfunded	
Current Year Deferred Charges: Emergencies	

Add Total Exclusions 104,817.00

Less Cancelled or Unexpended Waivers

Less Cancelled or Unexpended Exclusions 607.00

ADJUSTED TAX LEVY

13,966,760.38

Additions:

New Ratables - Increase for new construction	10,549,300
Prior Year's Local Purpose Tax Rate (per \$100)	<u>0.378</u>
New Ratable Adjustment to Levy	39,876.35
Amounts approved by Referendum	
Levy CAP Bank Applied	

MAXIMUM ALLOWABLE AMOUNT TO BE RAISED BY TAXATION

14,006,636.74

AMOUNT TO BE RAISED BY TAXATION FOR MUNICIPAL PURPOSES

13,953,988.00

OVER OR (UNDER) 2% LEVY CAP

(52,648.74)

(must be equal or under for Introduction)

EXPLANATORY STATEMENT - (Continued)

BUDGET MESSAGE

"2010" LEVY CAP BANKS:

2018		
Maximum Allowable Amount to be Raised by Taxation	13,645,582	
Amount to be Raised by Taxation for Municipal Purpose	13,388,532	
Available for Banking (CY 2021)	257,050	
Amount Used in 2021		
Balance to Expire	257,050	
2019		
Maximum Allowable Amount to be Raised by Taxation	13,883,219	
Amount to be Raised by Taxation for Municipal Purpose	13,383,259	
Available for Banking (CY 2021 - CY 2022)	499,960	
Amount Used in 2021		
Balance to Carry Forward (CY 2022)	499,960	
2020		
Maximum Allowable Amount to be Raised by Taxation	13,831,547	
Amount to be Raised by Taxation for Municipal Purpose	13,590,736	
Available for Banking (CY 2021 - CY 2023)	240,811	
Amount Used in 2021		
Balance to Carry Forward (CY 2022 - CY2023)	240,811	
2021		
Maximum Allowable Amount to be Raised by Taxation	14,006,637	
Amount to be Raised by Taxation for Municipal Purpose	13,953,988	
Available for Banking (CY 2022 - CY 2024)	52,649	
Total Levy CAP Bank	793,420	

CURRENT FUND - ANTICIPATED REVENUES

GENERAL REVENUES	FCOA	Anticipated		Realized in
		2021	2020	Cash in 2020
1. Surplus Anticipated	08-101	5,195,000.25	5,413,397.25	5,413,397.25
2. Surplus Anticipated with Prior Written Consent of Director of Local Government Services	08-102			
Total Surplus Anticipated	08-100	5,195,000.25	5,413,397.25	5,413,397.25
3. Miscellaneous Revenues - Section A: Local Revenues	XXXXXXX	XXXXXXXXXXXX	XXXXXXXXXXXX	XXXXXXXXXXXX
Licenses:	XXXXXXX	XXXXXXXXXXXX	XXXXXXXXXXXX	XXXXXXXXXXXX
Alcoholic Beverages	08-103	31,000.00	31,000.00	31,985.60
Other	08-104	24,695.00	24,250.00	22,365.00
Fees and Permits	08-105	290,500.00	371,900.00	266,725.02
Fines and Costs:	XXXXXXX	XXXXXXXXXXXX	XXXXXXXXXXXX	XXXXXXXXXXXX
Municipal Court	08-110	60,000.00	165,000.00	71,694.50
Other	08-109			
Interest and Costs on Taxes	08-112	70,000.00	67,000.00	84,228.27
Interest and Costs on Assessments	08-115			
Parking Meters	08-111	15,000.00	74,000.00	23,392.70
Interest on Investments and Deposits	08-113	85,000.00	425,000.00	121,131.39
Anticipated Utility Operating Surplus	08-114			
Police Burglar Alarm	08-134	12,900.00	19,000.00	12,960.00
Sewer Fees on Exempt Properties	08-123	230,000.00	292,724.00	230,975.81

CURRENT FUND - ANTICIPATED REVENUES - (Continued)

GENERAL REVENUES	FCOA	Anticipated		Realized in
		2021	2020	Cash in 2020
3. Miscellaneous Revenues - Section A: Local Revenues (continued)				

CURRENT FUND - ANTICIPATED REVENUES - (Continued)

GENERAL REVENUES	FCOA	Anticipated		Realized in Cash in 2020
		2021	2020	
3. Miscellaneous Revenues - Section A: Local Revenues (continued)				

CURRENT FUND - ANTICIPATED REVENUES - (Continued)

GENERAL REVENUES	FCOA	Anticipated		Realized in
		2021	2020	Cash in 2020
3. Miscellaneous Revenues - Section A: Local Revenues (continued)				
Total Section A: Local Revenue	08-001	819,095.00	1,469,874.00	865,458.29

CURRENT FUND - ANTICIPATED REVENUES - (Continued)

GENERAL REVENUES	FCOA	Anticipated		Realized in Cash in 2020
		2021	2020	
3. Miscellaneous Revenues - Section B: State Aid Without Offsetting Appropriations				
Transitional Aid	09-212			
Consolidated Municipal Property Tax Relief Aid	09-200			
Energy Receipts Tax (P.L. 1997, Chapters 162 & 167)	09-202	808,529.00	808,529.00	808,529.00
Total Section B: State Aid Without Offsetting Appropriations	09-001	808,529.00	808,529.00	808,529.00

CURRENT FUND - ANTICIPATED REVENUES - (Continued)

GENERAL REVENUES	FCOA	Anticipated		Realized in
		2021	2020	Cash in 2020
3. Miscellaneous Revenues - Section C: Dedicated Uniform Construction Code Fees				
Offset with Appropriations (N.J.S.A. 40A:4-36 and N.J.A.C. 5:23-4.17)	XXXXXXX	XXXXXXXXXXX	XXXXXXXXXXX	XXXXXXXXXXX
Uniform Construction Code Fees	08-160	565,000.00	619,000.00	615,938.29
Special Item of General Revenue Anticipated with Prior Written Consent of Director of Local Government Services:	XXXXXXX	XXXXXXXXXXX	XXXXXXXXXXX	XXXXXXXXXXX
Additional Dedicated Uniform Construction Code Fees Offset with Appropriations (N.J.S.A. 40A:4-45.3h and N.J.A.C. 5:23-4.17)	XXXXXXX	XXXXXXXXXXX	XXXXXXXXXXX	XXXXXXXXXXX
Uniform Construction Code Fees	08-160			
Total Section C: Dedicated Uniform Construction Code Fees Offset with Appropriations	08-002	565,000.00	619,000.00	615,938.29

CURRENT FUND - ANTICIPATED REVENUES - (Continued)

GENERAL REVENUES	FCOA	Anticipated		Realized in
		2021	2020	Cash in 2020
3. Miscellaneous Revenues - Section D: Special Items of General Revenue Anticipated				
With Prior Written Consent of the Director of Local Government Services				
Shared Service Agreements Offset With Appropriations:	xxxxxxx	xxxxxxxxxxx	xxxxxxxxxxx	xxxxxxxxxxx
Municipal Health Contracts for Local Community Health Services	11-114		121,000.00	90,858.75
Municipal Joint Court Agreements	11-108	549,000.00	617,276.00	592,624.96

CURRENT FUND - ANTICIPATED REVENUES - (Continued)

GENERAL REVENUES	FCOA	Anticipated		Realized in
		2021	2020	Cash in 2020
3. Miscellaneous Revenues - Section D: Special Items of General Revenue Anticipated				
With Prior Written Consent of the Director of Local Government Services				
Shared Service Agreements Offset With Appropriations:	xxxxxxx	xxxxxxxxxxx	xxxxxxxxxxx	xxxxxxxxxxx
Total Section D: Shared Service Agreements Offset With Appropriations	11-001	549,000.00	738,276.00	683,483.71

CURRENT FUND - ANTICIPATED REVENUES - (Continued)

GENERAL REVENUES	FCOA	Anticipated		Realized in Cash in 2020
		2021	2020	
3. Miscellaneous Revenues - Section E: Special Items of General Revenue Anticipated				
 With Prior Written Consent of the Director of Local Government Services - Additional				
 Revenues Offset with Appropriations (N.J.S.A. 40A:4-45.3h):	xxxxxxx	xxxxxxxxxxx	xxxxxxxxxxx	xxxxxxxxxxx
Total Section E: Special Item of General Revenue Anticipated with Prior Written	xxxxxxx	xxxxxxxxxxx	xxxxxxxxxxx	xxxxxxxxxxx
 Consent of Director of Local Government Services - Additional Revenues	08-003	-	-	-

CURRENT FUND - ANTICIPATED REVENUES - (Continued)

GENERAL REVENUES	FCOA	Anticipated		Realized in
		2021	2020	Cash in 2020
3. Miscellaneous Revenues - Section F: Special Items of General Revenue Anticipated				
 With Prior Written Consent of Director of Local Government Services - Public and				
 Private Revenues Offset with Appropriations:	xxxxxxx	xxxxxxxxxxx	xxxxxxxxxxx	xxxxxxxxxxx
Alcohol and Drug Abuse Grant (M.A.A.S.A)	10-506		12,419.00	12,419.00
Alcohol and Drug Abuse Grant (M.A.A.S.A) - Supplemental	10-506			-
Recycling Tonnage Grant	10-569		25,672.98	25,672.98
Drunk Driving Enforcement Fund	10-510	2,391.01		-
Clean Communities	10-602		25,830.00	25,830.00
Clean Communities - Reserve	10-602	2,117.47		
Electric Vehicle Charge Station	10-877	30,000.00	30,000.00	30,000.00
Madison Main Street Foundation Grant	10-878	140,000.00	140,000.00	140,000.00
Green Communities	10-570		3,000.00	3,000.00
Body Armor Replacement Fund	10-505	2,341.48	3,018.04	3,018.04
Sustainable Jersey Grant	10-600		10,000.00	10,000.00
Assistance to Firefighters Grant	10-712		14,577.63	14,577.63
County Historic Preservation Grant	10-870	21,440.00		-
Hartley Dodge Trustees Grant	10-879	50,000.00		-
				-
				-
				-
				-
				-
				-

CURRENT FUND - ANTICIPATED REVENUES - (Continued)

GENERAL REVENUES	FCOA	Anticipated		Realized in
		2021	2020	Cash in 2020
3. Miscellaneous Revenues - Section F: Special Items of General Revenue Anticipated				
 With Prior Written Consent of Director of Local Government Services - Public and				
 Private Revenues Offset with Appropriations (Continued):	xxxxxxx	xxxxxxxxxxx	xxxxxxxxxxx	xxxxxxxxxxx
				-
				-
				-
				-
				-
				-
				-
				-
				-
				-
				-
				-
				-
				-
				-
				-
				-
Total Section F: Special Item of General Revenue Anticipated with Prior Written	xxxxxxx	xxxxxxxxxxx	xxxxxxxxxxx	xxxxxxxxxxx
 Consent of Director of Local Government Services - Public and Private Revenues	10-001	248,289.96	264,517.65	264,517.65

CURRENT FUND - ANTICIPATED REVENUES - (Continued)

GENERAL REVENUES	FCOA	Anticipated		Realized in
		2021	2020	Cash in 2020
3. Miscellaneous Revenues - Section G: Special Items of General Revenue Anticipated				
 With Prior Written Consent of Director of Local Government Services - Other Special				
 Items:	XXXXXXX	XXXXXXXXXXXX	XXXXXXXXXXXX	XXXXXXXXXXXX
Utility Operating Surplus of Prior Year	08-116			
Life Hazard User Fees	08-240	28,000.00	28,000.00	28,263.32
Cablevision Franchise Fees	08-135	225,000.00	230,000.00	229,062.30
Madison Cell Tower Leases	08-241	230,000.00	285,000.00	237,326.43
Utility Operating Surplus of Prior Year - Water	08-116	375,000.00	300,000.00	300,000.00
Utility Operating Surplus of Prior Year - Electric	08-116	6,810,279.00	6,613,200.00	6,613,200.00
Sewer Connection Fees	08-242	50,000.00	65,000.00	53,741.08
Technology Services	08-243	155,000.00	140,000.00	175,914.20
Rosenet User Fees	08-244	37,000.00	60,000.00	1,700.00
Redevelopers' Agreement - KRE	08-245	14,200.00	44,000.00	14,200.00
Payment In Lieu of Taxes on Exempt Property - Madison Housing Authority	08-130		40,000.00	
Payment In Lieu of Taxes on Exempt Property - Elks Club	08-130	4,800.00	4,800.00	9,958.38
Payment In Lieu of Taxes on Exempt Property - FDU	08-130	21,000.00	30,000.00	21,678.63
Payment In Lieu of Taxes on Exempt Property - Madison Place and Rose Hall	08-130	430,000.00	430,000.00	400,091.45

CURRENT FUND - ANTICIPATED REVENUES - (Continued)

GENERAL REVENUES	FCOA	Anticipated		Realized in
		2021	2020	Cash in 2020
3. Miscellaneous Revenues - Section G: Special Items of General Revenue Anticipated				
 With Prior Written Consent of Director of Local Government Services - Other Special				
 Items:	xxxxxxx	xxxxxxxxxxx	xxxxxxxxxxx	xxxxxxxxxxx
Total Section G: Special Items of General Revenue Anticipated with Prior Written	xxxxxxx	xxxxxxxxxxx	xxxxxxxxxxx	xxxxxxxxxxx
 Consent of Director of Local Government Services - Other Special Items	08-004	8,380,279.00	8,270,000.00	8,085,135.79

CURRENT FUND - ANTICIPATED REVENUES - (Continued)

GENERAL REVENUES	FCOA	Anticipated		Realized in
		2021	2020	Cash in 2020
Summary of Revenues	XXXXX	XXXXXXXXXXXX	XXXXXXXXXXXX	XXXXXXXXXXXX
1. Surplus Anticipated (Sheet 4, #1)	08-101	5,195,000.25	5,413,397.25	5,413,397.25
2. Surplus Anticipated with Prior Written Consent of Director of Local Government Services (Sheet 4, #2)	08-102	-	-	-
3. Miscellaneous Revenues:	XXXXX	XXXXXXXXXXXX	XXXXXXXXXXXX	XXXXXXXXXXXX
Total Section A: Local Revenues	08-001	819,095.00	1,469,874.00	865,458.29
Total Section B: State Aid Without Offsetting Appropriations	09-001	808,529.00	808,529.00	808,529.00
Total Section C: Dedicated Uniform Construction Code Fees Offset with Appropriations	08-002	565,000.00	619,000.00	615,938.29
Total Section D: Special Items of General Revenue Anticipated with Prior Written Consent of Director of Local Government Services - Shared Service Agreements	11-001	549,000.00	738,276.00	683,483.71
Total Section E: Special Items of General Revenue Anticipated with Prior Written Consent of Director of Local Government Services - Additional Revenues	08-003	-	-	-
Total Section F: Special Items of General Revenue Anticipated with Prior Written Consent of Director of Local Government Services - Public and Private Revenues	10-001	248,289.96	264,517.65	264,517.65
Total Section G: Special Items of General Revenue Anticipated with Prior Written Consent of Director of Local Government Services - Other Special Items	08-004	8,380,279.00	8,270,000.00	8,085,135.79
Total Miscellaneous Revenues	13-099	11,370,192.96	12,170,196.65	11,323,062.73
4. Receipts from Delinquent Taxes	15-499	225,000.00	225,000.00	292,566.66
5. Subtotal General Revenues (Items 1, 2, 3 and 4)	13-199	16,790,193.21	17,808,593.90	17,029,026.64
6. Amount to be Raised by Taxes for Support of Municipal Budget:	XXXXX	XXXXXXXXXXXX	XXXXXXXXXXXX	XXXXXXXXXXXX
a) Local Tax for Municipal Purposes Including Reserve for Uncollected Taxes	07-190	13,953,988.00	13,590,735.67	XXXXXXXXXXXX
b) Addition to Local District School Tax	07-191	-		XXXXXXXXXXXX
c) Minimum Library Tax	07-192	1,438,748.00	1,475,231.33	XXXXXXXXXXXX
Total Amount to be Raised by Taxes for Support of Municipal Budget	07-199	15,392,736.00	15,065,967.00	16,719,472.52
7. Total General Revenues	13-299	32,182,929.21	32,874,560.90	33,748,499.16

CURRENT FUND - APPROPRIATIONS

8. GENERAL APPROPRIATIONS	FCOA		Appropriated				Expended 2020	
(A) Operations - within "CAPS"			for 2021	for 2020	for 2020 By Emergency Appropriation	Total for 2020 As Modified By All Transfers	Paid or Charged	Reserved
GENERAL GOVERNMENT:						-	-	
General Administration:						-	-	
Salaries and Wages	20-100	1	132,371.00	142,031.00		142,031.00	140,380.49	1,650.51
Other Expenses	20-100	2	13,925.00	13,925.00		13,925.00	7,930.32	5,994.68
Municipal Support:						-	-	
Salaries and Wages	20-100	1	84,061.00	118,647.00		118,647.00	96,263.62	22,383.38
Other Expenses	20-100	2	25,300.00	25,200.00		25,200.00	20,365.01	4,834.99
Human Resources:						-	-	
Salaries and Wages	20-105	1	68,797.00	33,216.00		33,216.00	32,087.84	1,128.16
Other Expenses	20-105	2	42,000.00	42,000.00		42,000.00	7,151.54	34,848.46
Mayor and Council:						-	-	
Salaries and Wages	20-110	1	47,534.00	48,323.00		48,323.00	46,456.74	1,866.26
Other Expenses	20-110	2	23,050.00	22,450.00		22,450.00	8,054.62	14,395.38
Borough Clerk:						-	-	
Salaries and Wages	20-120	1	98,883.00	100,856.00		100,856.00	100,856.00	-
Other Expenses	20-120	2	47,250.00	42,750.00		42,750.00	30,541.39	12,208.61
Elections:						-	-	
Salaries and Wages	20-120	1	1,800.00	1,800.00		1,800.00	1,296.32	503.68
Other Expenses	20-120	2	11,300.00	11,300.00		11,300.00	312.00	10,988.00
						-	-	

CURRENT FUND - APPROPRIATIONS

8. GENERAL APPROPRIATIONS	FCOA		Appropriated				Expended 2020	
(A) Operations - within "CAPS" - (continued)			for 2021	for 2020	for 2020 By Emergency Appropriation	Total for 2020 As Modified By All Transfers	Paid or Charged	Reserved
GENERAL GOVERNMENT:						-		-
Financial Administration:		1				-		-
Salaries and Wages	20-130	1	73,387.00	120,207.00		120,207.00	120,207.00	-
Other Expenses	20-130	2	82,100.00	79,100.00		79,100.00	59,586.18	19,513.82
Annual Audit	20-135	2	60,000.00	58,000.00		58,000.00	31,125.00	26,875.00
Data Processing (Technology and Computer Support)		2				-		-
Other Expenses	20-140	2	150,000.00	75,000.00		75,000.00	75,000.00	-
Tax Collection:						-		-
Salaries and Wages	20-145	1	99,832.00	96,553.00		96,553.00	93,142.74	3,410.26
Other Expenses	20-145	2	23,100.00	23,100.00		23,100.00	13,511.96	9,588.04
Tax Assessor:						-		-
Salaries and Wages	20-150	1	29,000.00	47,850.00		47,850.00	40,558.94	7,291.06
Other Expenses	20-150	2	37,875.00	37,875.00		37,875.00	9,817.95	28,057.05
Legal Services and Costs:						-		-
Other Expenses	20-155	2	260,000.00	260,000.00		260,000.00	173,304.01	86,695.99
Engineering Services and Costs:						-		-
Salaries and Wages	20-165	1	223,926.00	222,335.00		222,335.00	192,112.63	30,222.37
Other Expenses	20-165	2	58,950.00	58,050.00		58,050.00	53,158.76	4,891.24
						-		-
						-		-

CURRENT FUND - APPROPRIATIONS

8. GENERAL APPROPRIATIONS	FCOA		Appropriated				Expended 2020	
(A) Operations - within "CAPS" - (continued)			for 2021	for 2020	for 2020 By Emergency Appropriation	Total for 2020 As Modified By All Transfers	Paid or Charged	Reserved
GENERAL GOVERNMENT:						-	-	
Community Business Development:						-	-	
Salaries and Wages	20-170	1	88,420.00	79,000.00		79,000.00	78,362.05	637.95
Other Expenses	20-170	2	51,170.00	51,250.00		51,250.00	43,896.45	7,353.55
Historic Preservation:						-	-	
Other Expenses	20-175	2	9,600.00	4,600.00		4,600.00	1,200.00	3,400.00
						-	-	
						-	-	
LAND USE ADMINISTRATION:						-	-	
Planning Board:						-	-	
Salaries and Wages	21-180	1	63,850.00	62,246.00		62,246.00	59,905.94	2,340.06
Other Expenses	21-180	2	147,800.00	147,800.00		147,800.00	137,870.53	9,929.47
Zoning Board of Adjustment:						-	-	
Salaries and Wages	21-185	1	39,178.00	38,128.00		38,128.00	36,430.43	1,697.57
Other Expenses	21-185	2	56,300.00	56,200.00		56,200.00	44,633.50	11,566.50
						-	-	
						-	-	
						-	-	
						-	-	
						-	-	

CURRENT FUND - APPROPRIATIONS

8. GENERAL APPROPRIATIONS	FCOA		Appropriated				Expended 2020	
(A) Operations - within "CAPS" - (continued)			for 2021	for 2020	for 2020 By Emergency Appropriation	Total for 2020 As Modified By All Transfers	Paid or Charged	Reserved
INSURANCE:						-		-
General Liability	23-210	2	377,705.00	377,705.00		369,705.00	351,515.55	18,189.45
Workers Compensation	23-215	2	257,039.00	262,411.00		262,411.00	262,411.00	-
Employee Group Health	23-220	2	1,790,000.00	1,754,000.00		1,754,000.00	1,657,675.93	96,324.07
Health Benefit Waiver	23-222	1	80,000.00	72,000.00		72,000.00	42,255.88	29,744.12
						-		-
						-		-
PUBLIC SAFETY:						-		-
Police:						-		-
Salaries and Wages	25-240	1	4,150,497.00	4,181,879.00		4,181,879.00	4,009,100.78	172,778.22
Other Expenses	25-240	2	395,948.00	381,922.00		381,922.00	334,687.18	47,234.82
Police and Fire Building:						-		-
Other Expenses	25-240	2	102,105.00	102,105.00		102,105.00	89,067.15	13,037.85
Emergency Management Services:						-		-
Other Expenses	25-252	2	117,400.00	217,400.00		217,400.00	180,978.13	36,421.87
First Aid Organization Contribution	25-260	2	60,000.00	60,000.00		60,000.00	60,000.00	-
Fire:						-		-
Salaries and Wages	25-265	1	1,511,088.00	1,555,484.00		1,555,484.00	1,543,706.19	11,777.81
Other Expenses	25-265	2	81,805.00	77,805.00		81,805.00	47,913.51	33,891.49
						-		-

CURRENT FUND - APPROPRIATIONS

8. GENERAL APPROPRIATIONS	FCOA		Appropriated				Expended 2020	
(A) Operations - within "CAPS" - (continued)			for 2021	for 2020	for 2020 By Emergency Appropriation	Total for 2020 As Modified By All Transfers	Paid or Charged	Reserved
PUBLIC SAFETY:						-		-
Fire Official Safety Code:						-		-
Salaries and Wages	25-265	1	134,045.00	131,417.00		131,417.00	131,309.66	107.34
						-		-
						-		-
PUBLIC WORKS:						-		-
Parks and Roads:						-		-
Salaries and Wages	26-290	1	1,668,932.00	1,671,866.00		1,671,866.00	1,345,956.64	325,909.36
Other Expenses	26-290	2	325,910.00	325,910.00		325,910.00	220,707.30	105,202.70
Sewer Department:						-		-
Salaries and Wages	26-295	1	311,196.00	302,129.00		302,129.00	287,668.39	14,460.61
Other Expenses	26-295	2	113,150.00	112,400.00		112,400.00	107,229.54	5,170.46
Shade Tree:						-		-
Other Expenses	26-300	2	154,500.00	154,500.00		154,500.00	154,228.00	272.00
Garbage Removal:						-		-
Other Expenses	26-305	2	1,979,800.00	1,979,800.00		1,979,800.00	1,687,422.09	292,377.91
Public Buildings and Grounds:						-		-
Salaries and Wages	26-310	1	76,257.00	73,879.00		73,879.00	69,281.68	4,597.32
Other Expenses	26-310	2	123,100.00	122,600.00		122,600.00	101,272.82	21,327.18
						-		-

CURRENT FUND - APPROPRIATIONS

8. GENERAL APPROPRIATIONS (A) Operations - within "CAPS" - (continued)	FCOA		Appropriated				Expended 2020	
			for 2021	for 2020	for 2020 By Emergency Appropriation	Total for 2020 As Modified By All Transfers	Paid or Charged	Reserved
PUBLIC WORKS:						-		-
Vehicle Maintenance:						-		-
Salaries and Wages	26-315	1	338,682.00	365,831.00		365,831.00	329,042.69	36,788.31
Other Expenses	26-315	2	277,000.00	277,000.00		285,000.00	252,295.13	32,704.87
						-		-
						-		-
HEALTH AND HUMAN SERVICES:						-		-
Board of Health:						-		-
Salaries and Wages	27-330	1	110,915.00	152,300.00		172,300.00	135,542.10	36,757.90
Other Expenses	27-330	2	243,150.00	115,765.00		115,765.00	91,873.62	23,891.38
Animal Control Services:						-		-
Salaries and Wages	27-340	1	2,000.00	2,000.00		2,000.00		2,000.00
Other Expenses	27-340	2	10,000.00	10,000.00		10,000.00	9,999.00	1.00
Senior Citizen Programs:						-		-
Salaries and Wages	27-365	1	115,000.00	140,000.00		140,000.00	65,737.94	74,262.06
Other Expenses	27-365	2	26,700.00	30,300.00		30,300.00	14,627.14	15,672.86
Environmental Commission:						-		-
Other Expenses	27-335	2	4,625.00	4,375.00		4,375.00	1,934.88	2,440.12
						-		-
						-		-

CURRENT FUND - APPROPRIATIONS

8. GENERAL APPROPRIATIONS	FCOA		Appropriated				Expended 2020	
(A) Operations - within "CAPS" - (continued)			for 2021	for 2020	for 2020 By Emergency Appropriation	Total for 2020 As Modified By All Transfers	Paid or Charged	Reserved
RECREATION:						-	-	
Recreation and Playground:						-	-	
Salaries and Wages	28-370	1	60,000.00	59,000.00		59,000.00	50,088.36	8,911.64
Other Expenses	28-370	2	156,400.00	156,400.00		156,400.00	153,261.52	3,138.48
Civic Center:						-	-	
Other Expenses	28-370	2	35,000.00	35,000.00		35,000.00	28,465.19	6,534.81
Teen Center:						-	-	
Other Expenses	28-370	2	12,000.00	12,000.00		12,000.00		12,000.00
Project Community Pride:						-	-	
Other Expenses	28-370	2	104,000.00	101,400.00		101,400.00	49,680.00	51,720.00
Parks Committee:						-	-	
Other Expenses	28-375	2	18,460.00	18,460.00		18,460.00	5,588.38	12,871.62
						-	-	
COURT AND PUBLIC DEFENDER:						-	-	
Municipal Court:						-	-	
Other Expenses	43-490	2	73,385.00			-		-
						-	-	
						-	-	
						-	-	
						-	-	

CURRENT FUND - APPROPRIATIONS

8. GENERAL APPROPRIATIONS	FCOA		Appropriated				Expended 2020	
(A) Operations - within "CAPS" - (continued)			for 2021	for 2020	for 2020 By Emergency Appropriation	Total for 2020 As Modified By All Transfers	Paid or Charged	Reserved
						-		-
						-		-
						-		-
						-		-
						-		-
						-		-
						-		-
						-		-
						-		-
						-		-
						-		-
						-		-
						-		-
						-		-
						-		-
						-		-
						-		-
						-		-
						-		-
						-		-
						-		-

CURRENT FUND - APPROPRIATIONS

8. GENERAL APPROPRIATIONS	FCOA		Appropriated				Expended 2020	
(A) Operations - within "CAPS" - (continued)			for 2021	for 2020	for 2020 By Emergency Appropriation	Total for 2020 As Modified By All Transfers	Paid or Charged	Reserved
Uniform Construction Code - Appropriations	XXXXXX		XXXXXXXXXX	XXXXXXXXXX	XXXXXXXXXX	XXXXXXXXXX	XXXXXXXXXX	XXXXXXXXXX
Offset by Dedicated Revenues (N.J.A.C. 5:23-4.17)	XXXXXX		XXXXXXXXXX	XXXXXXXXXX	XXXXXXXXXX	XXXXXXXXXX	XXXXXXXXXX	XXXXXXXXXX
State Uniform Construction Code								
Construction Official								
Salaries and Wages	22-195	1	763,687.00	762,557.00		762,557.00	734,365.29	28,191.71
Other Expenses	22-195	2	180,300.00	180,300.00		180,300.00	68,040.86	112,259.14
						-		-
						-		-
						-		-
						-		-
						-		-
						-		-
						-		-
						-		-
						-		-
						-		-
						-		-
						-		-

CURRENT FUND - APPROPRIATIONS

8. GENERAL APPROPRIATIONS	FCOA		Appropriated				Expended 2020	
(A) Operations - within "CAPS" - (continued)			for 2021	for 2020	for 2020 By Emergency Appropriation	Total for 2020 As Modified By All Transfers	Paid or Charged	Reserved
Uniform Construction Code - Appropriations	XXXXXX		XXXXXXXXXX	XXXXXXXXXX	XXXXXXXXXX	XXXXXXXXXX	XXXXXXXXXX	XXXXXXXXXX
Offset by Dedicated Revenues (N.J.A.C. 5:23-4.17)	XXXXXX		XXXXXXXXXX	XXXXXXXXXX	XXXXXXXXXX	XXXXXXXXXX	XXXXXXXXXX	XXXXXXXXXX
					-		-	
					-		-	
					-		-	
					-		-	
					-		-	
					-		-	
					-		-	
					-		-	
					-		-	
					-		-	
					-		-	
					-		-	
					-		-	
					-		-	
					-		-	
					-		-	
					-		-	
					-		-	
					-		-	

CURRENT FUND - APPROPRIATIONS

8. GENERAL APPROPRIATIONS	FCOA		Appropriated				Expended 2020	
(A) Operations - within "CAPS" - (continued)			for 2021	for 2020	for 2020 By Emergency Appropriation	Total for 2020 As Modified By All Transfers	Paid or Charged	Reserved
UNCLASSIFIED:	xxxxxx		xxxxxxxxxx	xxxxxxxxxx	xxxxxxxxxx	xxxxxxxxxx	xxxxxxxxxx	xxxxxxxxxx
Celebration of Public Events						-		-
Other Expenses	30-420	2	15,900.00	15,900.00		15,900.00	11,076.44	4,823.56
Salary and Wage Adjustment Program	30-425	1	20,000.00	20,000.00		20,000.00	4,731.87	15,268.13
Electricity	31-435	2	315,000.00	315,000.00		315,000.00	242,866.23	72,133.77
Telephone	31-440	2	29,000.00	29,000.00		29,000.00	23,084.58	5,915.42
Natural Gas	31-435	2	80,000.00	88,000.00		88,000.00	51,186.13	36,813.87
Sewerage Processing and Disposal	31-455	2	15,000.00	15,000.00		15,000.00	11,300.00	3,700.00
Gasoline	31-430	2	226,600.00	226,600.00		202,600.00	177,386.89	25,213.11
						-		-
						-		-
						-		-
						-		-
						-		-
						-		-
						-		-
						-		-
						-		-
						-		-
						-		-

CURRENT FUND - APPROPRIATIONS

8. GENERAL APPROPRIATIONS	FCOA		Appropriated				Expended 2020	
(A) Operations - within "CAPS" - (continued)			for 2021	for 2020	for 2020 By Emergency Appropriation	Total for 2020 As Modified By All Transfers	Paid or Charged	Reserved
UNCLASSIFIED:	XXXXXX		XXXXXXXXXX	XXXXXXXXXX	XXXXXXXXXX	XXXXXXXXXX	XXXXXXXXXX	XXXXXXXXXX
						-		-
						-		-
						-		-
						-		-
						-		-
						-		-
						-		-
						-		-
						-		-
						-		-
						-		-
						-		-
						-		-
Total Operations {Item 8(A)} within "CAPS"	34-199		19,194,040.00	19,169,192.00	-	19,169,192.00	16,952,081.62	2,217,110.38
B. Contingent	35-470	2	50,000.00	50,000.00	XXXXXXXXXX	50,000.00		50,000.00
Total Operations Including Contingent - within "CAPS"	34-201		19,244,040.00	19,219,192.00	-	19,219,192.00	16,952,081.62	2,267,110.38
Detail:			XXXXXXXXXX	XXXXXXXXXX	XXXXXXXXXX	XXXXXXXXXX	XXXXXXXXXX	XXXXXXXXXX
Salaries & Wages	34-201	1	10,393,338.00	10,601,534.00	-	10,621,534.00	9,786,848.21	834,685.79
Other Expenses (Including Contingent)	34-201	2	8,850,702.00	8,617,658.00	-	8,597,658.00	7,165,233.41	1,432,424.59

CURRENT FUND - APPROPRIATIONS

8. GENERAL APPROPRIATIONS	FCOA		Appropriated				Expended 2020	
			for 2021	for 2020	for 2020 By Emergency Appropriation	Total for 2020 As Modified By All Transfers	Paid or Charged	Reserved
(E) Deferred Charges and Statutory Expenditures - Municipal within "CAPS"	XXXXXX		XXXXXXXXXX	XXXXXXXXXX	XXXXXXXXXX	XXXXXXXXXX	XXXXXXXXXX	XXXXXXXXXX
(1) DEFERRED CHARGES	XXXXXX		XXXXXXXXXX	XXXXXXXXXX	XXXXXXXXXX	XXXXXXXXXX	XXXXXXXXXX	XXXXXXXXXX
					XXXXXXXXXX	-		XXXXXXXXXX
					XXXXXXXXXX	-		XXXXXXXXXX
					XXXXXXXXXX	-		XXXXXXXXXX
					XXXXXXXXXX	-		XXXXXXXXXX
					XXXXXXXXXX	-		XXXXXXXXXX
					XXXXXXXXXX	-		XXXXXXXXXX
					XXXXXXXXXX	-		XXXXXXXXXX
					XXXXXXXXXX	-		XXXXXXXXXX
					XXXXXXXXXX	-		XXXXXXXXXX
					XXXXXXXXXX	-		XXXXXXXXXX
					XXXXXXXXXX	-		XXXXXXXXXX
					XXXXXXXXXX	-		XXXXXXXXXX
					XXXXXXXXXX	-		XXXXXXXXXX
					XXXXXXXXXX	-		XXXXXXXXXX
					XXXXXXXXXX	-		XXXXXXXXXX
					XXXXXXXXXX	-		XXXXXXXXXX
					XXXXXXXXXX	-		XXXXXXXXXX

CURRENT FUND - APPROPRIATIONS

8. GENERAL APPROPRIATIONS	FCOA		Appropriated				Expended 2020	
			for 2021	for 2020	for 2020 By Emergency Appropriation	Total for 2020 As Modified By All Transfers	Paid or Charged	Reserved
(E) Deferred Charges and Statutory Expenditures - Municipal within "CAPS" - (continued)	XXXXXX		XXXXXXXXXX	XXXXXXXXXX	XXXXXXXXXX	XXXXXXXXXX	XXXXXXXXXX	XXXXXXXXXX
(2) STATUTORY EXPENDITURES:	XXXXXX		XXXXXXXXXX	XXXXXXXXXX	XXXXXXXXXX	XXXXXXXXXX	XXXXXXXXXX	XXXXXXXXXX
Contribution to:								
Public Employees' Retirement System	36-471		403,222.00	375,440.00		375,440.00	355,118.13	20,321.87
Social Security System (O.A.S.I.)	36-472		500,000.00	500,000.00		500,000.00	448,904.31	51,095.69
Consolidated Police & Fireman's Pension Fund	36-474					-		-
Police and Firemen's Retirement System of NJ	36-475		1,331,000.00	1,252,000.00		1,252,000.00	1,244,220.14	7,779.86
Unemployment Compensation Insurance (N.J.S.A. 43:21-3 et seq.)	23-225		50,000.00	50,000.00		50,000.00	50,000.00	-
						-		-
						-		-
						-		-
Defined Contribution Retirement Program (DCRP)	36-477		26,500.00	25,000.00		25,000.00	22,796.15	2,203.85
						-		-
Total Deferred Charges and Statutory Expenditures - Municipal	34-209		2,310,722.00	2,202,440.00	-	2,202,440.00	2,121,038.73	81,401.27
(F) Judgments	37-480					-		XXXXXXXXXX
(G) Cash Deficit of Preceding Year	46-855					-		-
(H-1) Total General Appropriations for Municipal Purposes within	34-299		21,554,762.00	21,421,632.00	-	21,421,632.00	19,073,120.35	2,348,511.65

CURRENT FUND - APPROPRIATIONS

8. GENERAL APPROPRIATIONS	FCOA		Appropriated				Expended 2020	
(A) Operations - Excluded from "CAPS"			for 2021	for 2020	for 2020 By Emergency Appropriation	Total for 2020 As Modified By All Transfers	Paid or Charged	Reserved
Sanitation -						-		-
Madison-Chatham Joint Meeting	31-456	2	1,300,000.00	1,130,000.00		1,130,000.00	1,061,862.96	68,137.04
Maintenance of Free Public Library						-		-
Other Expenses	29-390	2	1,538,748.00	1,575,231.00		1,575,231.00	1,575,231.00	-
Other Expenses - Technology	29-390	2	70,000.00	110,000.00		110,000.00	110,000.00	-
Tax Appeal Reserve	20-150	2	75,000.00	75,000.00		75,000.00	75,000.00	-
						-		-
						-		-
						-		-
						-		-
						-		-
						-		-
						-		-
						-		-
						-		-
						-		-
						-		-
						-		-
						-		-
						-		-
						-		-
						-		-

CURRENT FUND - APPROPRIATIONS

8. GENERAL APPROPRIATIONS	FCOA		Appropriated				Expended 2020	
(A) Operations - Excluded from "CAPS"			for 2021	for 2020	for 2020 By Emergency Appropriation	Total for 2020 As Modified By All Transfers	Paid or Charged	Reserved
						-		-
						-		-
						-		-
						-		-
						-		-
						-		-
						-		-
						-		-
						-		-
						-		-
						-		-
						-		-
						-		-
						-		-
						-		-
						-		-
						-		-
						-		-
Total Other Operations - Excluded from "CAPS"	34-300		2,983,748.00	2,890,231.00	-	2,890,231.00	2,822,093.96	68,137.04

CURRENT FUND - APPROPRIATIONS

8. GENERAL APPROPRIATIONS	FCOA		Appropriated				Expended 2020	
(A) Operations - Excluded from "CAPS"			for 2021	for 2020	for 2020 By Emergency Appropriation	Total for 2020 As Modified By All Transfers	Paid or Charged	Reserved
Uniform Construction Code	XXXXXX		XXXXXXXXXX	XXXXXXXXXX	XXXXXXXXXX	XXXXXXXXXX	XXXXXXXXXX	XXXXXXXXXX
Appropriations Offset by Increased Fee Revenues (N.J.A.C. 5:23-4.17)	XXXXXX		XXXXXXXXXX	XXXXXXXXXX	XXXXXXXXXX	XXXXXXXXXX	XXXXXXXXXX	XXXXXXXXXX
						-		-
						-		-
						-		-
						-		-
						-		-
						-		-
						-		-
						-		-
						-		-
						-		-
						-		-
						-		-
						-		-
						-		-
						-		-
						-		-
						-		-
Total Uniform Construction Code Appropriations	22-999		-	-	-	-	-	-

CURRENT FUND - APPROPRIATIONS

8. GENERAL APPROPRIATIONS	FCOA		Appropriated				Expended 2020	
(A) Operations - Excluded from "CAPS"			for 2021	for 2020	for 2020 By Emergency Appropriation	Total for 2020 As Modified By All Transfers	Paid or Charged	Reserved
Shared Service Agreements	xxxxxx		xxxxxxxxxx	xxxxxxxxxx	xxxxxxxxxx	xxxxxxxxxx	xxxxxxxxxx	xxxxxxxxxx
Municipal Contract for Local Community						-		-
Board of Health - Salary and Wages	42-111	1	-	121,000.00		121,000.00		121,000.00
						-		-
						-		-
Municipal Joint Court						-		-
Salary and Wages	42-108	1	489,785.00	484,676.00		484,676.00	360,842.62	123,833.38
Other Expenses	42-108	2	59,215.00	132,600.00		132,600.00	113,363.65	19,236.35
						-		-
						-		-
						-		-
						-		-
						-		-
						-		-
						-		-
						-		-
						-		-
						-		-
						-		-

CURRENT FUND - APPROPRIATIONS

8. GENERAL APPROPRIATIONS (A) Operations - Excluded from "CAPS"	FCOA		Appropriated				Expended 2020	
			for 2021	for 2020	for 2020 By Emergency Appropriation	Total for 2020 As Modified By All Transfers	Paid or Charged	Reserved
Shared Service Agreements	XXXXXX		XXXXXXXXXX	XXXXXXXXXX	XXXXXXXXXX	XXXXXXXXXX	XXXXXXXXXX	XXXXXXXXXX
						-		-
						-		-
						-		-
						-		-
						-		-
						-		-
						-		-
						-		-
						-		-
						-		-
						-		-
						-		-
						-		-
						-		-
						-		-
						-		-
						-		-
						-		-
						-		-
						-		-

CURRENT FUND - APPROPRIATIONS

8. GENERAL APPROPRIATIONS	FCOA		Appropriated				Expended 2020	
(A) Operations - Excluded from "CAPS"			for 2021	for 2020	for 2020 By Emergency Appropriation	Total for 2020 As Modified By All Transfers	Paid or Charged	Reserved
Shared Service Agreements	XXXXXX		XXXXXXXXXX	XXXXXXXXXX	XXXXXXXXXX	XXXXXXXXXX	XXXXXXXXXX	XXXXXXXXXX
						-		-
						-		-
						-		-
						-		-
						-		-
						-		-
						-		-
						-		-
						-		-
						-		-
						-		-
						-		-
						-		-
						-		-
						-		-
						-		-
						-		-
Total Interlocal Municipal Service Agreements	42-999		549,000.00	738,276.00	-	738,276.00	474,206.27	264,069.73

CURRENT FUND - APPROPRIATIONS

8. GENERAL APPROPRIATIONS	FCOA		Appropriated				Expended 2020	
(A) Operations - Excluded from "CAPS"			for 2021	for 2020	for 2020 By Emergency Appropriation	Total for 2020 As Modified By All Transfers	Paid or Charged	Reserved
Additional Appropriations Offset by Revenues (N.J.S.A. 40A:4-45.3h)	XXXXXX		XXXXXXXXXX	XXXXXXXXXX	XXXXXXXXXX	XXXXXXXXXX	XXXXXXXXXX	XXXXXXXXXX
						-		-
						-		-
						-		-
						-		-
						-		-
						-		-
						-		-
						-		-
						-		-
						-		-
						-		-
						-		-
						-		-
						-		-
						-		-
						-		-
						-		-
Total Additional Appropriations Offset by Revenues (N.J.S.A. 40A:4-45.3h)	34-303		-	-	-	-	-	-

CURRENT FUND - APPROPRIATIONS

8. GENERAL APPROPRIATIONS	FCOA		Appropriated				Expended 2020	
(A) Operations - Excluded from "CAPS"			for 2021	for 2020	for 2020 By Emergency Appropriation	Total for 2020 As Modified By All Transfers	Paid or Charged	Reserved
Public and Private Programs Offset by Revenues								
Matching Funds for Grants	41-899	2	3,104.25	3,104.25		3,104.25	3,104.25	-
Madison Main Street Foundation:						-	-	-
Salary and Wages	41-878	1	30,000.00	30,000.00		30,000.00	30,000.00	-
Other Expenses	41-878	2	110,000.00	110,000.00		110,000.00	110,000.00	-
Alcohol and Drug Abuse Grant (M.A.A.S.A)	41-506	2		12,419.00		12,419.00	12,419.00	-
Alcohol and Drug Abuse Grant (M.A.A.S.A) - Supplementa	41-506	2				-	-	-
Drunk Driving Enforcement Fund	41-510	2	2,391.01			-	-	-
Clean Communities	41-602	2		25,830.00		25,830.00	25,830.00	-
Clean Communities Reserve	41-602	2	2,117.47			-	-	-
Electric Vehicle Charge Station	41-877	2	30,000.00	30,000.00		30,000.00	30,000.00	-
Recycling Tonnage Grant	41-569	2		25,672.98		25,672.98	25,672.98	-
Green Communitieis	41-570	2		3,000.00		3,000.00	3,000.00	-
Body Armor Replacement Fund	41-505	2	2,341.48	3,018.04		3,018.04	3,018.04	-
Sustainable Jersey Grant	41-600	2		10,000.00		10,000.00	10,000.00	-
Assistance to Firefighters Grant	41-712	2		14,577.63		14,577.63	14,577.63	-
County Historic Preservation	41-870	2	21,440.00			-	-	-
Hartley Dodge Trustees Preservation	41-879	2	50,000.00			-	-	-

CURRENT FUND - APPROPRIATIONS

8. GENERAL APPROPRIATIONS	FCOA		Appropriated				Expended 2020	
(A) Operations - Excluded from "CAPS"			for 2021	for 2020	for 2020 By Emergency Appropriation	Total for 2020 As Modified By All Transfers	Paid or Charged	Reserved
Public and Private Programs Offset by Revenues								
						-	-	-
						-	-	-
						-	-	-
						-	-	-
						-	-	-
						-	-	-
						-	-	-
						-	-	-
						-	-	-
						-	-	-
						-	-	-
						-	-	-
						-	-	-
						-	-	-
						-	-	-
						-	-	-
						-	-	-

CURRENT FUND - APPROPRIATIONS

8. GENERAL APPROPRIATIONS	FCOA		Appropriated				Expended 2020	
(A) Operations - Excluded from "CAPS" (continued)			for 2021	for 2020	for 2020 By Emergency Appropriation	Total for 2020 As Modified By All Transfers	Paid or Charged	Reserved
Public and Private Programs Offset by Revenues (cont)	XXXXXX		XXXXXXXXXX	XXXXXXXXXX	XXXXXXXXXX	XXXXXXXXXX	XXXXXXXXXX	XXXXXXXXXX
						-	-	-
						-	-	-
						-	-	-
						-	-	-
						-	-	-
						-	-	-
						-	-	-
						-	-	-
						-	-	-
						-	-	-
						-	-	-
						-	-	-
						-	-	-
Total Public and Private Programs Offset by Revenues	40-999		251,394.21	267,621.90	-	267,621.90	267,621.90	-
Total Operations - Excluded from "CAPS"	34-305		3,784,142.21	3,896,128.90	-	3,896,128.90	3,563,922.13	332,206.77
Detail:								
Salaries & Wages	34-305	1	519,785.00	635,676.00	-	635,676.00	390,842.62	244,833.38
Other Expenses	34-305	2	3,264,357.21	3,260,452.90	-	3,260,452.90	3,173,079.51	87,373.39

CURRENT FUND - APPROPRIATIONS

8. GENERAL APPROPRIATIONS	FCOA		Appropriated				Expended 2020	
(C) Capital Improvements - Excluded from "CAPS"			for 2021	for 2020	for 2020 By Emergency Appropriation	Total for 2020 As Modified By All Transfers	Paid or Charged	Reserved
						-		-
						-		-
						-		-
						-		-
						-		-
						-		-
Public and Private Programs Offset by Revenues:	XXXXXX		XXXXXXXXXX	XXXXXXXXXX	XXXXXXXXXX	XXXXXXXXXX	XXXXXXXXXX	XXXXXXXXXX
New Jersey Transportation Trust Fund Authority Act	41-865					-		-
						-		-
						-		-
						-		-
						-		-
						-		-
						-		-
						-		-
						-		-
						-		-
						-		-
Total Capital Improvements Excluded from "CAPS"	44-999		2,800,000.00	3,500,000.00	-	3,500,000.00	3,500,000.00	-

CURRENT FUND - APPROPRIATIONS

8. GENERAL APPROPRIATIONS	FCOA		Appropriated				Expended 2020	
(D) Municipal Debt Service - Excluded from "CAPS"			for 2021	for 2020	for 2020 By Emergency Appropriation	Total for 2020 As Modified By All Transfers	Paid or Charged	Reserved
Payment of Bond Principal	45-920		1,475,000.00	1,450,000.00		1,450,000.00	1,450,000.00	XXXXXXXXXX
Payment of Bond Anticipation Notes and Capital Notes	45-925					-		XXXXXXXXXX
Interest on Bonds	45-930		571,725.00	644,500.00		644,500.00	644,235.00	XXXXXXXXXX
Interest on Notes	45-935					-		XXXXXXXXXX
Green Trust Loan Program:	XXXXXX		XXXXXXXXXX	XXXXXXXXXX	XXXXXXXXXX	XXXXXXXXXX	XXXXXXXXXX	XXXXXXXXXX
Interest on Loan	45-940		26,800.00	28,400.00		28,400.00	28,201.92	XXXXXXXXXX
Principal on Loan	45-940		130,500.00	130,500.00		130,500.00	130,355.91	XXXXXXXXXX
						-		XXXXXXXXXX
						-		XXXXXXXXXX
						-		XXXXXXXXXX
						-		XXXXXXXXXX
						-		XXXXXXXXXX
						-		XXXXXXXXXX
						-		XXXXXXXXXX
						-		XXXXXXXXXX
						-		XXXXXXXXXX
						-		XXXXXXXXXX
						-		XXXXXXXXXX
						-		XXXXXXXXXX
						-		XXXXXXXXXX
						-		XXXXXXXXXX

CURRENT FUND - APPROPRIATIONS

8. GENERAL APPROPRIATIONS	FCOA		Appropriated				Expended 2020	
(D) Municipal Debt Service - Excluded from "CAPS" (cont.)			for 2021	for 2020	for 2020 By Emergency Appropriation	Total for 2020 As Modified By All Transfers	Paid or Charged	Reserved
						-		XXXXXXXXXX
						-		XXXXXXXXXX
						-		XXXXXXXXXX
						-		XXXXXXXXXX
						-		XXXXXXXXXX
						-		XXXXXXXXXX
						-		XXXXXXXXXX
						-		XXXXXXXXXX
						-		XXXXXXXXXX
						-		XXXXXXXXXX
						-		XXXXXXXXXX
						-		XXXXXXXXXX
						-		XXXXXXXXXX
						-		XXXXXXXXXX
						-		XXXXXXXXXX
						-		XXXXXXXXXX
						-		XXXXXXXXXX
						-		XXXXXXXXXX
						-		XXXXXXXXXX
						-		XXXXXXXXXX
Total Municipal Debt Service Excluded from "CAPS"	45-999		2,204,025.00	2,253,400.00	-	2,253,400.00	2,252,792.83	XXXXXXXXXX

CURRENT FUND - APPROPRIATIONS

8. GENERAL APPROPRIATIONS	FCOA		Appropriated				Expended 2020	
(E) Deferred Charges - Municipal - Excluded from "CAPS"			for 2021	for 2020	for 2020 By Emergency Appropriation	Total for 2020 As Modified By All Transfers	Paid or Charged	Reserved
(1) DEFERRED CHARGES:	XXXXXX		XXXXXXXXXX	XXXXXXXXXX	XXXXXXXXXX	XXXXXXXXXX	XXXXXXXXXX	XXXXXXXXXX
Emergency Authorizations	46-870				XXXXXXXXXX	-		XXXXXXXXXX
Special Emergency Authorization - 5 Years (N.J.S.A. 40A:4-55)	46-875				XXXXXXXXXX	-		XXXXXXXXXX
Special Emergency Authorization - 3 Years (N.J.S.A. 40A:4-55.1 &	46-871				XXXXXXXXXX	-		XXXXXXXXXX
					XXXXXXXXXX	-		XXXXXXXXXX
					XXXXXXXXXX	-		XXXXXXXXXX
					XXXXXXXXXX	-		XXXXXXXXXX
					XXXXXXXXXX	-		XXXXXXXXXX
					XXXXXXXXXX	-		XXXXXXXXXX
					XXXXXXXXXX	-		XXXXXXXXXX
					XXXXXXXXXX	-		XXXXXXXXXX
					XXXXXXXXXX	-		XXXXXXXXXX
Total Deferred Charges - Municipal - Excluded from "CAPS"	46-999		-	-	XXXXXXXXXX	-	-	XXXXXXXXXX
(F) Judgments (N.J.S.A. 40A:4-45.3cc)	37-480					-		XXXXXXXXXX
(N) Transferred to Board of Education for Use of Local Schools (N.J.S.A. 40:48-	29-405				XXXXXXXXXX			XXXXXXXXXX
					XXXXXXXXXX			XXXXXXXXXX
(G) With Prior Consent of Local Finance Board: Cash Deficit of Preceding Year	46-885				XXXXXXXXXX			XXXXXXXXXX
					XXXXXXXXXX			XXXXXXXXXX
(H-2) Total General Appropriations for Municipal Purposes Excluded from	34-309		8,788,167.21	9,649,528.90	-	9,649,528.90	9,316,714.96	332,206.77

CURRENT FUND - APPROPRIATIONS

8. GENERAL APPROPRIATIONS	FCOA		Appropriated				Expended 2020	
			for 2021	for 2020	for 2020 By Emergency Appropriation	Total for 2020 As Modified By All Transfers	Paid or Charged	Reserved
For Local District School Purposes - Excluded from "CAPS"	XXXXXX		XXXXXXXXXX	XXXXXXXXXX	XXXXXXXXXX	XXXXXXXXXX	XXXXXXXXXX	XXXXXXXXXX
(I) Type 1 District School Debt Service	XXXXXX		XXXXXXXXXX	XXXXXXXXXX	XXXXXXXXXX	XXXXXXXXXX	XXXXXXXXXX	XXXXXXXXXX
Payment of Bond Principal	48-920					-		XXXXXXXXXX
Payment of Bond Anticipation Notes	48-925					-		XXXXXXXXXX
Interest on Bonds	48-930					-		XXXXXXXXXX
Interest on Notes	48-935					-		XXXXXXXXXX
						-		XXXXXXXXXX
						-		XXXXXXXXXX
Total of Type 1 District School Debt Service - Excluded from "CAPS"	48-999		-	-	-	-	-	XXXXXXXXXX
Deferred Charges and Statutory (J) Expenditures - Local School -	XXXXXX		XXXXXXXXXX	XXXXXXXXXX	XXXXXXXXXX	XXXXXXXXXX	XXXXXXXXXX	XXXXXXXXXX
Emergency Authorizations - Schools	29-406				XXXXXXXXXX	-		XXXXXXXXXX
Capital Project for Land, Building or Equipment N.J.S.A. 18A:22-20	29-407					-		XXXXXXXXXX
Total Deferred Charges and Statutory Expenditures - Local School -	29-409		-	-	-	-	-	XXXXXXXXXX
District School Purposes {Items (I) and (J) - (K) Excluded from "CAPS"	29-410		-	-	-	-	-	XXXXXXXXXX
(O) Total General Appropriations - Excluded from "CAPS"	34-399		8,788,167.21	9,649,528.90	-	9,649,528.90	9,316,714.96	332,206.77
(L) Subtotal General Appropriations {Items (H-1) and (O)}	34-400		30,342,929.21	31,071,160.90	-	31,071,160.90	28,389,835.31	2,680,718.42
(M) Reserve for Uncollected Taxes	50-899		1,840,000.00	1,803,400.00	XXXXXXXXXX	1,803,400.00	1,803,400.00	XXXXXXXXXX
9. Total General Appropriations	34-499		32,182,929.21	32,874,560.90	-	32,874,560.90	30,193,235.31	2,680,718.42

CURRENT FUND - APPROPRIATIONS

8. GENERAL APPROPRIATIONS Summary of Appropriations	FCOA	Appropriated				Expended 2020	
		for 2021	for 2020	for 2020 By Emergency Appropriation	Total for 2020 As Modified By All Transfers	Paid or Charged	Reserved
(H-1) Total General Appropriations for	34-299	21,554,762.00	21,421,632.00	-	21,421,632.00	19,073,120.35	2,348,511.65
Municipal Purposes within "CAPS"	XXXXXX						
(A) Operations - Excluded from "CAPS"	XXXXXX	XXXXXXXXXX	XXXXXXXXXX	XXXXXXXXXX	XXXXXXXXXX	XXXXXXXXXX	XXXXXXXXXX
Other Operations	34-300	2,983,748.00	2,890,231.00	-	2,890,231.00	2,822,093.96	68,137.04
Uniform Construction Code	22-999	-	-	-	-	-	-
Shared Service Agreements	42-999	549,000.00	738,276.00	-	738,276.00	474,206.27	264,069.73
Additional Appropriations Offset by Revenues	34-303	-	-	-	-	-	-
Public & Private Programs Offset by Revenues	40-999	251,394.21	267,621.90	-	267,621.90	267,621.90	-
Total Operations Excluded from "CAPS"	34-305	3,784,142.21	3,896,128.90	-	3,896,128.90	3,563,922.13	332,206.77
(C) Capital Improvements	44-999	2,800,000.00	3,500,000.00	-	3,500,000.00	3,500,000.00	-
(D) Municipal Debt Service	45-999	2,204,025.00	2,253,400.00	-	2,253,400.00	2,252,792.83	XXXXXXXXXX
(E) Total Deferred Charges (Sheet 28)	46-999	-	-	XXXXXXXXXX	-	-	XXXXXXXXXX
(F) Judgments (Sheet 28)	37-480	-	-	-	-	-	XXXXXXXXXX
(G) Cash Deficit - With Prior Consent of LFB	46-885	-	-	XXXXXXXXXX	-	-	XXXXXXXXXX
(K) Local District School Purposes	29-410	-	-	-	-	-	XXXXXXXXXX
(N) Transferred to Board of Education	29-405	-	-	XXXXXXXXXX	-	-	XXXXXXXXXX
(M) Reserve for Uncollected Taxes	50-899	1,840,000.00	1,803,400.00	XXXXXXXXXX	1,803,400.00	1,803,400.00	XXXXXXXXXX
Total General Appropriations	34-499	32,182,929.21	32,874,560.90	-	32,874,560.90	30,193,235.31	2,680,718.42

DEDICATED WATER UTILITY BUDGET

10. DEDICATED REVENUES FROM WATER UTILITY	FCOA	Anticipated		Realized in
		2021	2020	Cash in 2020
Operating Surplus Anticipated	08-501	249,131.00	1,172,772.00	1,172,772.00
Operating Surplus Anticipated with Prior Written Consent of Director of Local Government Services	08-502			
Total Operating Surplus Anticipated	08-500	249,131.00	1,172,772.00	1,172,772.00
Rents	08-503	2,550,000.00	2,477,000.00	2,604,346.23
Miscellaneous	08-505	100,000.00	200,000.00	103,793.81
Special Items of General Revenues Anticipated with Prior Written Consent of Director of Local Government Services	XXXXXX	XXXXXXXXXX	XXXXXXXXXX	XXXXXXXXXX
Deficit (General Budget)	08-549			
Total WATER Utility Revenues	08-599	2,899,131.00	3,849,772.00	3,880,912.04

DEDICATED WATER UTILITY BUDGET - (continued)

11. APPROPRIATIONS FOR WATER UTILITY	FCOA	Appropriated				Expended 2020	
		for 2021	for 2020	for 2020 By Emergency Appropriation	Total for 2020 As Modified By All Transfers	Paid or Charged	Reserved
Operating:	XXXXXX	XXXXXXXXXX	XXXXXXXXXX	XXXXXXXXXX	XXXXXXXXXX	XXXXXXXXXX	XXXXXXXXXX
Salaries & Wages	55-501	752,943.00	729,777.00		729,777.00	613,524.75	116,252.25
Other Expenses	55-502	1,033,083.00	1,017,783.00		1,017,783.00	693,760.25	324,022.75
					-		-
					-		-
					-		-
					-		-
					-		-
					-		-
					-		-
					-		-
					-		-
					-		-
					-		-
					-		-
					-		-
					-		-
					-		-
					-		-
					-		-
					-		-
					-		-

DEDICATED WATER UTILITY BUDGET - (continued)

11. APPROPRIATIONS FOR WATER UTILITY	FCOA	Appropriated				Expended 2020	
		for 2021	for 2020	for 2020 By Emergency Appropriation	Total for 2020 As Modified By All Transfers	Paid or Charged	Reserved
Operating:	XXXXXX	XXXXXXXXXX	XXXXXXXXXX	XXXXXXXXXX	XXXXXXXXXX	XXXXXXXXXX	XXXXXXXXXX
					-		-
					-		-
					-		-
					-		-
					-		-
					-		-
					-		-
					-		-
					-		-
					-		-
					-		-
					-		-
					-		-
					-		-
					-		-
					-		-
					-		-
					-		-

DEDICATED WATER UTILITY BUDGET - (continued)

11. APPROPRIATIONS FOR WATER UTILITY	FCOA	Appropriated				Expended 2020	
		for 2021	for 2020	for 2020 By Emergency Appropriation	Total for 2020 As Modified By All Transfers	Paid or Charged	Reserved
Operating:	XXXXXX	XXXXXXXXXX	XXXXXXXXXX	XXXXXXXXXX	XXXXXXXXXX	XXXXXXXXXX	XXXXXXXXXX
					-		-
					-		-
					-		-
					-		-
					-		-
Capital Improvements:	XXXXXX	XXXXXXXXXX	XXXXXXXXXX	XXXXXXXXXX	XXXXXXXXXX	XXXXXXXXXX	XXXXXXXXXX
Down Payments on Improvements	55-510				-		-
Capital Improvement Fund	55-511	900,000.00	1,900,000.00	XXXXXXXXXX	1,900,000.00	1,900,000.00	-
Capital Outlay	55-512				-		-
					-		-
					-		-
Debt Service:	XXXXXX	XXXXXXXXXX	XXXXXXXXXX	XXXXXXXXXX	XXXXXXXXXX	XXXXXXXXXX	XXXXXXXXXX
Payment on Bond Principal	55-520				-		XXXXXXXXXX
Payment on Bond Anticipation Notes & Capital Notes	55-521				-		XXXXXXXXXX
Interest on Bonds	55-522				-		XXXXXXXXXX
Interest on Notes	55-523				-		XXXXXXXXXX
					-		XXXXXXXXXX
					-		XXXXXXXXXX
					-		XXXXXXXXXX

DEDICATED WATER UTILITY BUDGET - (continued)

11. APPROPRIATIONS FOR WATER UTILITY	FCOA	Appropriated				Expended 2020	
		for 2021	for 2020	for 2020 By Emergency Appropriation	Total for 2020 As Modified By All Transfers	Paid or Charged	Reserved
Deferred Charges and Statutory Expenditures:	XXXXXX	XXXXXXXXXX	XXXXXXXXXX	XXXXXXXXXX	XXXXXXXXXX	XXXXXXXXXX	XXXXXXXXXX
DEFERRED CHARGES:	XXXXXX	XXXXXXXXXX	XXXXXXXXXX	XXXXXXXXXX	XXXXXXXXXX	XXXXXXXXXX	XXXXXXXXXX
Emergency Authorizations	55-530			XXXXXXXXXX	-		XXXXXXXXXX
				XXXXXXXXXX	-		XXXXXXXXXX
				XXXXXXXXXX	-		XXXXXXXXXX
				XXXXXXXXXX	-		XXXXXXXXXX
				XXXXXXXXXX	-		XXXXXXXXXX
STATUTORY EXPENDITURES:	XXXXXX	XXXXXXXXXX	XXXXXXXXXX	XXXXXXXXXX	XXXXXXXXXX	XXXXXXXXXX	XXXXXXXXXX
Contribution To:							
Public Employee's Retirement System	55-540	158,105.00	147,212.00		147,212.00	147,212.00	-
Social Security System (O.A.S.I.)	55-541	55,000.00	55,000.00		55,000.00	44,667.23	10,332.77
Unemployment Compensation Insurance (N.J.S.A. 43:21-3 et. Seq.)	55-542				-		-
					-		-
					-		-
					-		-
Judgements	55-531				-		XXXXXXXXXX
Deficit in Operations in Prior Years	55-532			XXXXXXXXXX	-		XXXXXXXXXX
Surplus (General Budget)	55-545			XXXXXXXXXX	-		XXXXXXXXXX
TOTAL WATER UTILITY APPROPRIATIONS	55-599	2,899,131.00	3,849,772.00	-	3,849,772.00	3,399,164.23	450,607.77

DEDICATED ELECTRIC UTILITY BUDGET

10. DEDICATED REVENUES FROM ELECTRIC UTILITY	FCOA	Anticipated		Realized in
		2021	2020	Cash in 2020
Operating Surplus Anticipated	08-501			
Operating Surplus Anticipated with Prior Written Consent of Director of Local Government Services	08-502			
Total Operating Surplus Anticipated	08-500	-	-	-
Rents	08-503			
Metered Service	08-504	15,508,197.00	15,644,772.00	20,081,495.14
Miscellaneous	08-505	100,000.00	30,000.00	133,511.08
Special Items of General Revenues Anticipated with Prior Written Consent of Director of Local Government Services	XXXXXX	XXXXXXXXXX	XXXXXXXXXX	XXXXXXXXXX
Deficit (General Budget)	08-549			
Total ELECTRIC Utility Revenues	08-599	15,608,197.00	15,674,772.00	20,215,006.22

DEDICATED ELECTRIC UTILITY BUDGET - (continued)

11. APPROPRIATIONS FOR ELECTRIC UTILITY	FCOA	Appropriated				Expended 2020	
		for 2021	for 2020	for 2020 By Emergency Appropriation	Total for 2020 As Modified By All Transfers	Paid or Charged	Reserved
Operating:	XXXXXX	XXXXXXXXXX	XXXXXXXXXX	XXXXXXXXXX	XXXXXXXXXX	XXXXXXXXXX	XXXXXXXXXX
Salaries & Wages	55-501	1,929,859.00	1,867,594.00		1,867,594.00	1,835,025.35	32,568.65
Other Expenses	55-502	12,511,724.00	12,675,824.00		12,675,824.00	11,130,157.66	1,545,666.34
					-		-
					-		-
					-		-
					-		-
					-		-
					-		-
					-		-
					-		-
					-		-
					-		-
					-		-
					-		-
					-		-
					-		-
					-		-
					-		-
					-		-
					-		-
					-		-
					-		-
					-		-

DEDICATED ELECTRIC UTILITY BUDGET - (continued)

11. APPROPRIATIONS FOR ELECTRIC UTILITY	FCOA	Appropriated				Expended 2020	
		for 2021	for 2020	for 2020 By Emergency Appropriation	Total for 2020 As Modified By All Transfers	Paid or Charged	Reserved
Operating:	XXXXXX	XXXXXXXXXX	XXXXXXXXXX	XXXXXXXXXX	XXXXXXXXXX	XXXXXXXXXX	XXXXXXXXXX
Salaries & Wages	55-501				-		-
Other Expenses	55-502				-		-
					-		-
					-		-
					-		-
Capital Improvements:	XXXXXX	XXXXXXXXXX	XXXXXXXXXX	XXXXXXXXXX	XXXXXXXXXX	XXXXXXXXXX	XXXXXXXXXX
Down Payments on Improvements	55-510				-		-
Capital Improvement Fund	55-511	495,000.00	495,000.00	XXXXXXXXXX	495,000.00	495,000.00	-
Capital Outlay	55-512				-		-
Reserve for Substation Repairs	55-513	150,000.00	150,000.00		150,000.00	150,000.00	-
					-		-
Debt Service:	XXXXXX	XXXXXXXXXX	XXXXXXXXXX	XXXXXXXXXX	XXXXXXXXXX	XXXXXXXXXX	XXXXXXXXXX
Payment on Bond Principal	55-520				-		XXXXXXXXXX
Payment on Bond Anticipation Notes & Capital Notes	55-521				-		XXXXXXXXXX
Interest on Bonds	55-522				-		XXXXXXXXXX
Interest on Notes	55-523				-		XXXXXXXXXX
					-		XXXXXXXXXX
					-		XXXXXXXXXX
					-		XXXXXXXXXX

DEDICATED ELECTRIC UTILITY BUDGET - (continued)

11. APPROPRIATIONS FOR ELECTRIC UTILITY	FCOA	Appropriated				Expended 2020	
		for 2021	for 2020	for 2020 By Emergency Appropriation	Total for 2020 As Modified By All Transfers	Paid or Charged	Reserved
Deferred Charges and Statutory Expenditures:	XXXXXX	XXXXXXXXXX	XXXXXXXXXX	XXXXXXXXXX	XXXXXXXXXX	XXXXXXXXXX	XXXXXXXXXX
DEFERRED CHARGES:	XXXXXX	XXXXXXXXXX	XXXXXXXXXX	XXXXXXXXXX	XXXXXXXXXX	XXXXXXXXXX	XXXXXXXXXX
Emergency Authorizations	55-530			XXXXXXXXXX	-		XXXXXXXXXX
				XXXXXXXXXX	-		XXXXXXXXXX
				XXXXXXXXXX	-		XXXXXXXXXX
				XXXXXXXXXX	-		XXXXXXXXXX
				XXXXXXXXXX	-		XXXXXXXXXX
STATUTORY EXPENDITURES:	XXXXXX	XXXXXXXXXX	XXXXXXXXXX	XXXXXXXXXX	XXXXXXXXXX	XXXXXXXXXX	XXXXXXXXXX
Contribution To:							
Public Employee's Retirement System	55-540	366,614.00	341,354.00		341,354.00	341,354.00	-
Social Security System (O.A.S.I.)	55-541	155,000.00	145,000.00		145,000.00	141,822.97	3,177.03
Unemployment Compensation Insurance (N.J.S.A. 43:21-3 et. Seq.)	55-542				-		-
					-		-
					-		-
					-		-
Judgements	55-531				-		XXXXXXXXXX
Deficit in Operations in Prior Years	55-532			XXXXXXXXXX	-		XXXXXXXXXX
Surplus (General Budget)	55-545			XXXXXXXXXX	-		XXXXXXXXXX
TOTAL ELECTRIC UTILITY APPROPRIATIONS	55-599	15,608,197.00	15,674,772.00	-	15,674,772.00	14,093,359.98	1,581,412.02

DEDICATED ASSESSMENT BUDGET

14. DEDICATED REVENUES FROM	FCOA	Anticipated		Realized in Cash in 2020
		2021	2020	
Assessment Cash	51-101			
Deficit (General Budget)	51-885			
Total Assessment Revenues	51-899	-	-	-
15. APPROPRIATIONS FOR ASSESSMENT DEBT		Appropriated		Expended 2020 Paid or Charged
		2021	2020	
Payment of Bond Principal	51-920			
Payment of Bond Anticipation Notes	51-925			
Total Assessment Appropriations	51-999	-	-	-

DEDICATED ASSESSMENT BUDGET UTILITY

14. DEDICATED REVENUES FROM	FCOA	Anticipated		Realized in Cash in 2020
		2021	2020	
Assessment Cash	52-101			
Deficit (Utility Budget)	52-885			
Total Utility Assessment Revenues	52-899	-	-	-
15. APPROPRIATIONS FOR ASSESSMENT DEBT		Appropriated		Expended 2020 Paid or Charged
		2021	2020	
Payment of Bond Principal	52-920			
Payment of Bond Anticipation Notes	52-925			
Total Utility Assessment Appropriations	52-999	-	-	-

DEDICATED ASSESSMENT BUDGET UTILITY

14. DEDICATED REVENUES FROM	FCOA	Anticipated		Realized in Cash in 2020
		2021	2020	
Assessment Cash	53-101			
Deficit (Utility Budget)	53-885			
Total Utility Assessment Revenues	53-899	-	-	-
15. APPROPRIATIONS FOR ASSESSMENT DEBT		Appropriated		Expended 2020 Paid or Charged
		2021	2020	
Payment of Bond Principal	53-920			
Payment of Bond Anticipation Notes	53-925			
Total Utility Assessment Appropriations	53-999	-	-	-

Dedication by Rider - (N.J.S.A. 40A: 4-39) dedicated revenues anticipated during the year 2020 from Animal Control State or Federal Aid for Maintenance of Libraries Bequest, Escheat; Construction Code Fees Due Hackensak Meadowlands Development Commission; Outside Employment of Off-Duty Municipal Police Officers; Unemployment Compensation Insurance; Reimbursement of Sale of Gasoline to State Automobiles; State Training Fees - Uniform Construction Code Act; Older Americans Act - Program Contributions; Municipal Alliance on Alcoholism and Drug Abuse - Program Income:

Housing and Community Development Act; Developers' Escrow Fund; Recycling Program; Off Duty Municipal and Fire Lifeguards; Self Insurance Programs; Disposal of Forfeited Property; Open Space, Recreation, Farmland and Historical Preservation Trust; Recreation Donations;

are hereby anticipated as revenue and are hereby appropriated for the purpose to which said revenue is dedicated by statute or other legal requirement."

APPENDIX TO BUDGET STATEMENT

CURRENT FUND BALANCE SHEET - DECEMBER 31, 2020

ASSETS		
Cash and Investments	1110100	14,105,063.70
Due from State of N.J.(c. 20, P.L. 1961)	1111000	
Federal and State Grants Receivable	1110200	
Receivables with Offsetting Reserves:	XXXXXX	XXXXXXXX
Taxes Receivable	1110300	286,601.04
Tax Title Lien Receivable	1110400	52,245.26
Property Acquired by Tax Title Lien Liquidation	1110500	15,300.00
Other Receivables	1110600	25,720.05
Deferred Charges Required to be in 2021 Budget	1110700	-
Deferred Charges Required to be in Budgets Subsequent to 2021	1110800	-
Total Assets	1110900	14,484,930.05

LIABILITIES, RESERVES AND SURPLUS

*Cash Liabilities	2110100	5,649,104.95
Reserves for Receivables	2110200	379,216.35
Surplus	2110300	8,456,608.75
Total Liabilities, Reserves and Surplus	XXXXXX	14,484,930.05

School Tax Levy Unpaid	2220170	
Less: School Tax Deferred	2220200	
*Balance Included in Above "Cash Liabilities"	2220300	-

COMPARATIVE STATEMENT OF CURRENT FUND OPERATIONS AND CHANGE IN CURRENT SURPLUS

		YEAR 2020	YEAR 2019
Surplus Balance, January 1st	2310100	10,489,010.64	10,371,519.14
CURRENT REVENUE ON A CASH BASIS:	XXXXXX	XXXXXXXX	XXXXXXXX
Current Taxes: *(Percentage Collected 2020 99.54%, 2019 99.47%)	2310200	71,873,668.63	70,360,596.73
Delinquent Taxes	2310300	292,566.66	243,093.47
Other Revenues and Additions to Income	2310400	13,860,140.85	15,869,128.43
Total Funds	2310500	96,515,386.78	96,844,337.77
EXPENDITURES AND TAX REQUIREMENTS:	XXXXXX	XXXXXXXX	XXXXXXXX
Municipal Appropriations	2310600	31,070,553.73	30,518,210.84
School Taxes (Including Local and Regional)	2310700	44,656,591.00	43,590,927.00
County Taxes (Including Added Tax Amounts)	2310800	11,652,806.74	11,362,120.04
Special District Taxes	2310900	648,198.67	645,323.37
Other Expenditures and Deductions from Income	2311000	30,627.89	238,745.88
Total Expenditures and Tax Requirements	2311100	88,058,778.03	86,355,327.13
Less: Expenditures to be Raised by Future Taxes	2311200	-	
Total Adjusted Expenditures and Tax Requirements	2311300	88,058,778.03	86,355,327.13
Surplus Balance - December 31st	2311400	8,456,608.75	10,489,010.64

*Nearest even percentage may be used

Proposed Use of Current Fund Surplus in 2021 Budget

Surplus Balance December 31, 2020	2311500	8,456,608.75
Current Surplus Anticipated in 2021 Budget	2311600	5,195,000.25
Surplus Balance Remaining	2311700	3,261,608.50

(Important: This appendix must be included in advertisement of Budget.)

2021
CAPITAL BUDGET AND CAPITAL IMPROVEMENT PROGRAM

This section is included with the Annual Budget pursuant to N.J.A.C. 5:30-4. It does not in itself confer any authorization to raise or expend funds. Rather it is a document used as part of the local unit's planning and management program. Specific authorization to expend funds for purposes described in this section must be granted elsewhere, by a separate bond ordinance, by inclusion of a line item in the Capital Improvement Section of this budget, by an ordinance taking the money from the Capital Improvement Fund, or other lawful means.

CAPITAL BUDGET

- A plan for all capital expenditures for the current fiscal year.

If no Capital Budget is included, check the reason why:

- Total capital expenditures this year do not exceed \$25,000, including appropriations for Capital Improvement Fund, Capital Line items and Down Payments on Improvements.
- No bond ordinances are planned this year.

CAPITAL IMPROVEMENT PROGRAM

- A multi-year list of planned capital projects, including the current year.

Check appropriate box for number of years covered, including current year:

- 3 years. (Population under 10,000)
- 6 years. (Over 10,000 and all county governments)
- years exceeding minimum time period.
- Check if municipality is under 10,000, has not expended more than \$25,000 annually for capital purposes in immediately previous three years, and is not adopting CIP.

**BOROUGH OF MADISON
NARRATIVE FOR CAPITAL IMPROVEMENT PROGRAM**

The Capital Improvement Program, presented herewith, is an estimated projection of the capital needs for the next six years. During 2021, the projects expected to be completed are detailed on sheet 40b. Projects and their planned funding, which begin subsequent to 2022 are reflected on sheets 40c and 40d.

Every effort has been made, and will be made, by the Mayor and Council to plan improvements which are responsive to the needs of the community. Should unanticipated needs arise, the Capital Program will be revised or amended accordingly.

Mayor and Council of The Borough of Madison

**CAPITAL BUDGET (Current Year Action)
2021**

Local Unit

BOROUGH OF MADISON

1 PROJECT TITLE	2 PROJECT NUMBER	3 ESTIMATED TOTAL COST	4 AMOUNTS RESERVED IN PRIOR YEARS	PLANNED FUNDING SERVICES FOR CURRENT YEAR - 2021					6 TO BE FUNDED IN FUTURE YEARS
				5a 2021 Budget Appropriations	5b Capital Improvement Fund	5c Capital Surplus	5d Grants in Aid and Other Funds	5e Debt Authorized	
		-							
Engineering and Public Works	C-1	21,726,000.00	1,015,500.00		2,607,500.00				18,103,000.00
Recreation	C-2	300,000.00			50,000.00				250,000.00
Police	C-3	1,295,000.00			105,000.00				1,190,000.00
Fire	C-4	2,018,500.00			37,500.00				1,981,000.00
Library	C-5	1,300,000.00							1,300,000.00
		-							
		-							
		-							
Water Utility	W-1	3,145,000.00			710,000.00				2,435,000.00
		-							
		-							
Electric Utility	E-1	6,560,000.00	625,000.00		495,000.00				5,440,000.00
		-							
		-							
		-							
		-							
		-							
TOTAL - THIS PAGE	XXXXX	36,344,500.00	1,640,500.00	-	4,005,000.00	-	-	-	30,699,000.00

**CAPITAL BUDGET (Current Year Action)
2021**

Local Unit

BOROUGH OF MADISON

1 PROJECT TITLE	2 PROJECT NUMBER	3 ESTIMATED TOTAL COST	4 AMOUNTS RESERVED IN PRIOR YEARS	PLANNED FUNDING SERVICES FOR CURRENT YEAR - 2021					6 TO BE FUNDED IN FUTURE YEARS
				5a 2021 Budget Appropriations	5b Capital Improvement Fund	5c Capital Surplus	5d Grants in Aid and Other Funds	5e Debt Authorized	
		-							
		-							
		-							
		-							
		-							
		-							
		-							
		-							
		-							
		-							
		-							
		-							
		-							
		-							
		-							
		-							
		-							
		-							
		-							
TOTAL - THIS PAGE	XXXXXX	-	-	-	-	-	-	-	-

**CAPITAL BUDGET (Current Year Action)
2021**

Local Unit

BOROUGH OF MADISON

1 PROJECT TITLE	2 PROJECT NUMBER	3 ESTIMATED TOTAL COST	4 AMOUNTS RESERVED IN PRIOR YEARS	PLANNED FUNDING SERVICES FOR CURRENT YEAR - 2021					6 TO BE FUNDED IN FUTURE YEARS
				5a 2021 Budget Appropriations	5b Capital Improvement Fund	5c Capital Surplus	5d Grants in Aid and Other Funds	5e Debt Authorized	
		-							
		-							
		-							
		-							
		-							
		-							
		-							
		-							
		-							
		-							
		-							
		-							
		-							
		-							
		-							
		-							
		-							
		-							
		-							
		-							
TOTAL - ALL PROJECTS	XXXXX	36,344,500.00	1,640,500.00	-	4,005,000.00	-	-	-	30,699,000.00

**6 YEAR CAPITAL PROGRAM - 2021 to 2026
ANTICIPATED PROJECT SCHEDULE AND FUNDING REQUIREMENTS**

Local Unit

BOROUGH OF MADISON

1 PROJECT TITLE	2 PROJECT NUMBER	3 ESTIMATED TOTAL COST	4 Estimated Completion Time	FUNDING AMOUNTS PER BUDGET YEAR					
				5a 2021	5b 2022	5c 2023	5d 2024	5e 2025	5f 2026
		-							
Engineering and Public Works	C-1	21,726,000.00	1 year	3,623,000.00	5,030,000.00	4,273,000.00	3,510,000.00	2,790,000.00	2,500,000.00
Recreation	C-2	300,000.00	1 year	50,000.00	50,000.00	50,000.00	50,000.00	50,000.00	50,000.00
Police	C-3	1,295,000.00	1 year	105,000.00	155,000.00	510,000.00	225,000.00	150,000.00	150,000.00
Fire	C-4	2,018,500.00	1 year	37,500.00	238,500.00	712,500.00	312,500.00	367,500.00	350,000.00
Library	C-5	1,300,000.00			300,000.00	300,000.00	300,000.00	200,000.00	200,000.00
		-							
		-							
		-							
Water Utility	W-1	3,145,000.00	1 year	710,000.00	555,000.00	1,050,000.00	410,000.00	210,000.00	210,000.00
		-							
		-							
Electric Utility	E-1	6,560,000.00	1 year	1,120,000.00	1,285,000.00	1,420,000.00	930,000.00	905,000.00	900,000.00
		-							
		-							
		-							
		-							
		-							
TOTAL - THIS PAGE	XXXXX	36,344,500.00	XXXXXXXXXX	5,645,500.00	7,613,500.00	8,315,500.00	5,737,500.00	4,672,500.00	4,360,000.00

6 YEAR CAPITAL PROGRAM - 2021 to 2026
ANTICIPATED PROJECT SCHEDULE AND FUNDING REQUIREMENTS

Local Unit

BOROUGH OF MADISON

1 PROJECT TITLE	2 PROJECT NUMBER	3 ESTIMATED TOTAL COST	4 Estimated Completion Time	FUNDING AMOUNTS PER <u>BUDGET</u> YEAR					
				5a 2021	5b 2022	5c 2023	5d 2024	5e 2025	5f 2026
		-							
		-							
		-							
		-							
		-							
		-							
		-							
		-							
		-							
		-							
		-							
		-							
		-							
		-							
		-							
		-							
		-							
		-							
		-							
TOTAL - THIS PAGE	XXXXX	-	XXXXXXXXXX	-	-	-	-	-	-

**6 YEAR CAPITAL PROGRAM - 2021 to 2026
ANTICIPATED PROJECT SCHEDULE AND FUNDING REQUIREMENTS**

Local Unit

BOROUGH OF MADISON

1 PROJECT TITLE	2 PROJECT NUMBER	3 ESTIMATED TOTAL COST	4 Estimated Completion Time	FUNDING AMOUNTS PER <u>BUDGET</u> YEAR					
				5a 2021	5b 2022	5c 2023	5d 2024	5e 2025	5f 2026
		-							
		-							
		-							
		-							
		-							
		-							
		-							
		-							
		-							
		-							
		-							
		-							
		-							
		-							
		-							
		-							
		-							
		-							
		-							
TOTAL - ALL PROJECTS	XXXXX	36,344,500.00	XXXXXXXXXX	5,645,500.00	7,613,500.00	8,315,500.00	5,737,500.00	4,672,500.00	4,360,000.00

**6 YEAR CAPITAL PROGRAM - 2021 to 2026
SUMMARY OF ANTICIPATED FUNDING SOURCES AND AMOUNTS**

Local Unit

BOROUGH OF MADISON

1 Project Title	2 Estimated Total Costs	BUDGET APPROPRIATIONS		4 Capital Improvement Fund	5 Capital Surplus	6 Grants - in - Aid and Other Funds	BONDS AND NOTES			
		3a Current Year 2021	3b Future Years				7a General	7b Self Liquidating	7c Assessment	7d School
	-			-						
Engineering and Public Works	21,726,000.00		18,103,000.00	2,607,500.00		1,015,500.00				
Recreation	300,000.00		250,000.00	50,000.00						
Police	1,295,000.00		1,190,000.00	105,000.00						
Fire	2,018,500.00		1,981,000.00	37,500.00						
Library	1,300,000.00		1,300,000.00	-						
	-			-						
	-			-						
	-			-						
Water Utility	3,145,000.00		2,435,000.00	710,000.00						
	-			-						
	-			-						
Electric Utility	6,560,000.00		5,440,000.00	495,000.00		625,000.00				
	-			-						
	-			-						
	-			-						
	-			-						
	-			-						
TOTAL - THIS PAGE	36,344,500.00	-	30,699,000.00	4,005,000.00	-	1,640,500.00	-	-	-	-

SECTION 2 - UPON ADOPTION FOR YEAR 2021

RESOLUTION 117-2021

Be it Resolved by the COUNCIL MEMBERS of the BOROUGH
of MADISON, County of MORRIS that the budget hereinbefore set forth is hereby
adopted and shall constitute an appropriation for the purposes stated of the sums therein set forth as appropriations, and authorization of the amount of:

- (a) \$ 13,953,988.00 (Item 2 below) for municipal purposes, and
- (b) \$ - (Item 3 below) for school purposes in Type I School Districts only (N.J.S.A. 18A:9-2) to be raised by taxation and,
- (c) \$ - (Item 4 below) to be added to the certificate of amount to be raised by taxation for local school purposes in
Type II School Districts only (N.J.S.A. 18A:9-3) and certification to the County Board of Taxation of
the following summary of general revenues and appropriations.
- (d) \$ 647,846.57 (Sheet 43) Open Space, Recreation, Farmland and Historic Preservation Trust Fund Levy
- (e) \$ - (Sheet 44) Arts and Culture Trust Fund Levy
- (f) \$ 1,438,748.00 (Item 5 Below) Minimum Library Tax

RECORDED VOTE
(Insert last name)

	Council President Maureen Byrne Councilwoman Astri Baillie Councilman John Hoover Councilwoman Debra Coen Councilwoman Rachel Ehrlich Councilman Robert Landrigan	Ayes	Nays	none		Abstained	
						Absent	

SUMMARY OF REVENUES

1. General Revenues			
Surplus Anticipated	08-100	\$	5,195,000.25
Miscellaneous Revenues Anticipated	13-099	\$	11,370,192.96
Receipts from Delinquent Taxes	15-499	\$	225,000.00
2. AMOUNT TO BE RAISED BY TAXATION FOR MUNICIPAL PURPOSED (Item 6(a), Sheet 11)	07-190	\$	13,953,988.00
3. AMOUNT TO BE RAISED BY TAXATION FOR <u>SCHOOLS IN TYPE I SCHOOL DISTRICTS ONLY:</u>			
Item 6, Sheet 42	07-195	\$	-
Item 6(b), Sheet 11 (N.J.S.A. 40A:4-14)	07-191	\$	-
TOTAL AMOUNT TO BE RAISED BY TAXATION FOR SCHOOLS IN TYPE I SCHOOL DISTRICTS ONLY		\$	-
4. To Be Added TO THE CERTIFICATE FOR THE AMOUNT TO BE RAISED BY TAXATION FOR <u>SCHOOLS IN TYPE II SCHOOL DISTRICTS ONLY:</u>			
Item 6(b), Sheet 11 (N.J.S.A. 40A:4-14)	07-191		
5. AMOUNT TO BE RAISED BY TAXATION MINIMUM LIBRARY TAX	07-192	\$	1,438,748.00
Total Revenues	13-299	\$	32,182,929.21

SUMMARY OF APPROPRIATIONS

5. GENERAL APPROPRIATIONS:	XXXXXX	XXXXXXXXXXXXXXXXXX
Within "CAPS"	XXXXXX	XXXXXXXXXXXXXXXXXX
(a & b) Operations Including Contingent	34-201	\$ 19,244,040.00
(e) Deferred Charges and Statutory Expenditures - Municipal	34-209	\$ 2,310,722.00
(g) Cash Deficit	46-885	\$ -
Excluded from "CAPS"	XXXXXX	XXXXXXXXXXXXXXXXXX
(a) Operations - Total Operations Excluded from "CAPS"	34-305	\$ 3,784,142.21
(c) Capital Improvements	44-999	\$ 2,800,000.00
(d) Municipal Debt Service	45-999	\$ 2,204,025.00
(e) Deferred Charges - Municipal	46-999	\$ -
(f) Judgments	37-480	\$ -
(n) Transferred to Board of Education for Use of Local Schools (N.J.S.A. 40:48-17.1 & 17.3)	29-405	\$ -
(g) Cash Deficit	46-885	\$ -
(k) For Local District School Purposes	29-410	\$ -
(m) Reserve for Uncollected Taxes	50-899	\$ 1,840,000.00
6. SCHOOL APPROPRIATIONS - TYPE I SCHOOL DISTRICT ONLY (N.J.S.A. 40A:4-13)	07-195	
Total Appropriations	34-499	\$ 32,182,929.21

It is hereby certified that the within budget is a true copy of the budget finally adopted by resolution of the Governing Body on the 26th day of APRIL, 2021. It is further certified that each item of revenue and appropriation is set forth in the same amount and by the same title as appeared in the 2021 approved budget and all amendments thereto, if any, which have been previously approved by the Director of Local Government Services.

Certified by me this 26th day of APRIL, 2021, OsborneE@rosenet.org, Clerk
Signature

BOROUGH OF MADISON

OPEN SPACE, RECREATION, FARMLAND AND HISTORIC PRESERVATION TRUST FUND





DEDICATED REVENUES FROM TRUST FUND	FCOA	Anticipated		Realized in Cash in 2020	APPROPRIATIONS	FCOA	Appropriated		Expended 2020		
		2021	2020				for 2021	for 2020	Paid or Charged	Reserved	
Amount to be Raised By Taxation	54-190	647,846.57	646,634.38	648,198.37	Development of Lands for Recreation and Conservation:		XXXXXXXXXX	XXXXXXXXXX	XXXXXXXXXX	XXXXXXXXXX	
					Salaries & Wages	54-385-1				-	
Interest Income	54-113				Other Expenses	54-385-2				-	
					Maintenance of Lands for Recreation and Conservation:		XXXXXXXXXX	XXXXXXXXXX	XXXXXXXXXX	XXXXXXXXXX	
Reserve Funds:	54-101				Salaries & Wages	54-375-1				-	
					Other Expenses	54-372-2				-	
					Historic Preservation:		XXXXXXXXXX	XXXXXXXXXX	XXXXXXXXXX	XXXXXXXXXX	
					Salaries & Wages	54-176-1				-	
					Other Expenses	54-176-2				-	
										-	
					Acquisition of Lands for Recreation and Conservation	54-915-2				-	
Total Trust Fund Revenues:	54-299	647,846.57	646,634.38	648,198.37	Acquisition of Farmland	54-916-2				-	
Summary of Program					Down Payments on Improvements	54-902-2					-
					Year Referendum Passed/Implemented:	11/4/2003 <i>(Date)</i>		Debt Service:		XXXXXXXXXX	XXXXXXXXXX
Rate Assessed:		\$	0.018		Payment of Bond Principal	54-920-2	230,000.00	230,000.00	230,000.00	XXXXXXXXXX	
Total Tax Collected to date:		\$	6,364,661.06		Payment of Bond Anticipation Notes and Capital Notes	54-925-2				XXXXXXXXXX	
Total Expended to date:		\$	6,312,505.04		Interest on Bonds	54-930-2	83,030.00	89,930.00	89,930.00	XXXXXXXXXX	
Total Acreage Preserved to date:			Not Available <i>(Acres)</i>		Interest on Notes	54-935-2				XXXXXXXXXX	
Recreation land preserved in 2020:			Not Available <i>(Acres)</i>		Reserve for Future Use	54-950-2	334,816.57	326,704.38	326,979.38	*	
Farmland preserved in 2020:			Not Available <i>(Acres)</i>		Total Trust Fund Appropriations:	54-499	647,846.57	646,634.38	646,909.38	-	

**Annual List of Change Orders Approved
Pursuant to N.J.A.C. 5:30-11**

Contracting Unit: **BOROUGH OF MADISON**

Year Ending: December 31, 2020

The following is a complete list of all change orders which caused the originally awarded contract price to be exceeded by more than 20 percent. For regulatory details please consult N.J.A.C. 5:30-11.1 et seq. Please identify each change order by name of the project.

- 1. 
- 2. 
- 3. 
- 4. 

For each change order listed above, submit with introduced budget a copy of the governing body resolution authorizing the change order and an Affidavit of Publication for the newspaper notice required by N.J.A.C. 5:30-11.9(d). (Affidavit must include a copy of the newspaper notice.)

If you have not had a change order exceeding the 20 percent threshold for the year indicated above, please check here and certify below.

3/22/2021
Date

OsborneE@rosenet.org
Clerk of the Governing Body